

Graduate School of Sustainable System Sciences
Osaka Metropolitan University

Admission Guidelines for International Students

September 2025, October 2025 Admission: Master's and Doctoral Programs



Any changes to the information provided in the admission guidelines shall be published on our website. Please check the following website. (In Japanese only)

<https://www.omu.ac.jp/admissions/g/>



April 2025

Graduate School of Sustainable System Sciences
Osaka Metropolitan University

Table of Contents

Admission Policy	1
-------------------------------	---

Master's Program

Special Selection Procedure for International Students	3
Master's Program Graduate Course Overview	18
List of Master's Program Faculty Member's E-mail Addresses	26

Doctoral Program

Special Selection Procedure for International Students	30
Doctoral Program Graduate Course Overview	43
List of Doctoral Program Faculty Member's E-mail Addresses	49

Application Documents	Appendices
------------------------------------	------------

- Application for Admission
(Master's Program: Special Selection Procedure for International Students)
(Doctoral Program: Special Selection Procedure for International Students)
- Curriculum Vitae
(Master's Program: Special Selection Procedure for International Students)
(Doctoral Program: Special Selection Procedure for International Students)
- Photo Card (Both Programs)
- Research Plan (Both Programs)
- Confirmation of Preliminary Interview (Both Programs)

<For Use in Application Qualification Screening>

- Application Qualification Screening Record (Both Programs)
- Research Progress Report (Doctoral Program only)

Admission Policy

Division of Sustainable System Sciences,

Graduate School of Sustainable System Sciences

The development of science and technology, the globalization of production, distribution, and information communication, the progress of urbanization, and the transformation of local communities are characteristic of the modern world. While they bring benefits and conveniences, they also create crises due to increased conflicts and inequalities and changes in the natural environment, and are drastically changing human life.

In the midst of these large-scale and fundamental changes, social conflicts and injustices that existed in the past have become apparent, and with the addition of new contradictions, we are faced with a set of problems that are difficult to understand and respond to with our conventional knowledge and values. Social justice has become more difficult to achieve, and individuals are experiencing unknown anxieties and fears.

We are being challenged to make use of and transform the intellectual achievements of various sciences. In this era of transition experienced on a global scale, the most pressing issue is surely the creation of powerful and vigorous knowledge that can contribute to the realization of a sustainable society by identifying the meaning and contradictions of change and addressing issues from a global perspective, which should also lead to the revitalization of local communities.

In order to create such knowledge, it is necessary to examine the past and analyze the present from the perspective of viewing various aspects of human beings, society, nature, and science and technology as a system composed of diverse elements, and to envision the future.

The Graduate School of Sustainable System Science is responsible for fostering highly motivated intellectuals who will actively face these challenges, contribute to the deepening and development of various sciences, and endeavor to the realization of a sustainable society.

Accordingly, we are in search of students who:

1. Have basic research skills, interest in and understanding of research achievements in different fields, and the capability to apply their skills to specific problems, and an interest in and understanding of research outcomes in different areas.
2. Have the ability to think logically, and an inquiring mind grounded in a fair and multifaceted perspective.
3. Have a willingness and ambition to learn from the latest findings and have a proactive attitude towards realizing a sustainable society.

The Graduate School will make every effort to fulfill the above responsibilities through active exchange of knowledge as an academic institution open to the community and the world.

(Master's Program)

The Master's Course fosters individuals who have both the ability to conduct advanced research in their own specialized fields and the ability to understand and collaborate with research in other fields, and who will contribute to the realization of a sustainable society by providing appropriate and effective solutions to problems in the real world. Therefore, the Master's Program in this division seeks students who:

1. Have basic research skills in one of the following fields: environmental studies, human sciences, social welfare, clinical psychology, or human cognition and behavior, and the capability to apply their skills to specific problems, and an interest in and understanding of research outcomes in different areas.
2. Have the ability to think logically, and an inquiring mind grounded in a fair and multifaceted perspective.
3. Have a willingness and ambition to learn from the latest findings and have a proactive attitude towards realizing a sustainable society.

Based on the above, we will select students who have acquired the following abilities and aptitudes, namely those who:

1. Have taken a wide range of subjects in their undergraduate program and have demonstrated high academic ability.
2. Have acquired specialized knowledge and basic methodologies in environmental studies, human sciences, social welfare, clinical psychology, or human cognition and behavior.
3. Have the ability to read and comprehend the literature in the relevant field.
4. Have the ability to think logically and have analytical skills necessary to conduct research.
5. Possess a strong motivation for research and have a positive attitude to realize a sustainable society.

(Doctoral Program)

The doctoral course cultivates researchers, research professionals, and teachers who have the ability to plan and conduct advanced research in their own specialized fields and collaborate with researchers in other fields, and who will contribute to the realization of a sustainable society through research activities based in an overarching view of contemporary society. Accordingly, we are in search of students who:

1. Have research skills in environmental studies, human sciences, social welfare, or psychology, and knowledge for engaging in interdisciplinary research by understanding of research outcomes in different areas.
2. Have an advanced logical thinking and analytical abilities as well as an inquiring mind grounded in a fair and multifaceted perspective.
3. Are strongly motivated to open up new areas of expertise and willing to contribute to the realization of a sustainable society through academic research.

Based on the above, we will select students who have acquired the following abilities and aptitudes, namely those who:

1. Have specialized knowledge in environmental studies, human sciences, social welfare, or psychology.
2. Have acquired academic research methodologies in their own field of specialization.
3. Have the ability to understand the academic literature in their field of specialization and communicate with other researchers.
4. Have the advanced logical thinking abilities and analytical skills necessary for conducting academic research.
5. Are strongly motivated to discover problems and engage in research and have a proactive attitude toward contributing to the realization of a sustainable society.

Master's Program

Special Selection for International Students: Student Application Guidelines

[1] Admission Spaces

Division	Department	Admission Spaces
Sustainable System Sciences	Environmental Sciences	A few
	Human Sciences	
	Social Welfare	
	Clinical Psychology	
	Human Cognition and Behavior	

[2] Applicant Qualifications

Non-Japanese nationals who have or are expected to obtain by the time of enrollment a valid “Student” visa as defined by the Immigration Control and Refugee Recognition Act and meet one of the following criteria. Note that for individuals who have graduated from or who expect to graduate from a Japanese university, this process is limited to those who had been admitted or had transferred through special selection for international students.

- (1) Those who have completed 16 years of school education in foreign countries and those who are expected to complete their studies by September 30, 2025.
- (2) Those who have graduated from universities in Japan, or who are expected to graduate by September 30, 2025.
- (3) Those who have received a Bachelor's degree from National Institution for Academic Degrees and Quality Enhancement of Higher Education or who are expected to receive a degree by September 30, 2025.
- (4) Those who have completed in Japan a 16-year course offered by a foreign school through correspondence in Japan and those who are expected to complete their studies by September 30, 2025.
- (5) Those who have completed in Japan relevant courses designated separately by the Minister of Education, Culture, Sports, Science and Technology at an educational institution that is positioned within the school education system of the relevant foreign country as one that provides university courses ^{(*)1}. This also includes those who are expected to complete their studies by September 30, 2025.

^{*1} This applies only to those who have completed 16 years of coursework as part of school education in the relevant foreign country.

- (6) Those who were awarded a degree equivalent to a Bachelor's degree by completing a course with a study period of at least 3 years at a foreign university or other foreign schools ^{(*)2} and those who are expected to be awarded the degree by September 30, 2025.

^{*2} The comprehensive situation regarding educational research activities shall be limited to those who have been evaluated by the foreign government or persons recognized by related organizations or those designated by the Minister of Education, Culture, Sports, Science and Technology.

This includes completing in Japan, according to the information given above, the correspondence course offered by the relevant foreign school which is part of the education system of that foreign country.

- (7) Those who have completed specialized courses at an advanced vocational school ^{(*)3} designated by the Minister of Education, Culture, Sports, Science and Technology after a date to be specified by the Minister, or who expect to do so by September 30, 2025.

^{*3} Limited to institutions requiring a minimum period of four years or longer for graduation, which satisfies other conditions specified by the Minister.

- (8) Those who are designated by the Minister of Education, Culture, Sports, Science and Technology (February 7, 1953; Ministry of Education Notification No. 5).

- (9) Those who are recognized by the Graduate School as having graduated from a university through the qualification screening of applicants and those who have an academic ability equal to or beyond that of a university graduate and are also 22 years of age by September 30, 2025.
- (10) Those who are recognized by the Graduate School as having graduated from a university through the qualification screening of applicants and those who have an academic ability equal to or beyond that of a university graduate.

Notes:

- An Application Qualification Screening is required for applicants falling under numbers (9) and (10) above. Please refer to [3]Qualification Screening of Applicants.
- Applicants who do not have or will not obtain a “Student” visa, please contact the Admissions Office (gr-nyu-sss@omu.ac.jp) by June 27, 2025, with your name and the department you are applying.

[3] Qualification Screening of Applicants

Applicants corresponding to items (9) or (10) under Application Qualifications are requested to submit the following documents prior to applying. **Before submitting the documents, please consult with the faculty member you would like to be supervised by (See P.26).**

Note that screening may not be able to take place if the submission package is incomplete. Please contact the office beforehand if you have any questions.

Applicants who meet the applicant qualifications (1) to (8) are not required to submit the documents for qualification screening.

[1] Documents to be Submitted

Please use the form provided by the Graduate School of Sustainable System Sciences. You can download the form from the University website.

○Applicants corresponding to items (9) or (10) under Application Qualifications

1. Application Qualification Screening Record (Please use the form provided by the Graduate School of Sustainable System Sciences.)
2. Learning Outcomes Report (Approximately 2,000 characters in Japanese or 800 words in English).
Format optional. Please describe what you have learned in the course of your studies and why it has inspired you to apply. In case you have continued studying after graduation, please describe the results of your subsequent learning activities.
3. Confirmation of Preliminary Interview (Please use the form provided by the Graduate School of Sustainable System Sciences.)

Notes:

- **Submission of documents in languages other than Japanese or English must be accompanied by translations into either English or Japanese.**
- If you are asked to submit additional documents by the graduate school, please follow the instructions promptly.

[2] Submission Period

Acceptance period	Shipping address (Inquiries)
Monday, June 9 – Wednesday, June 11, 2025 <u>Please send by registered mail before the deadline.</u>	OSAKA METROPOLITAN UNIVERSITY Admissions Office (Nakamozu Campus) 1-1 Gakuen-cho, Naka-ku, Sakai, Osaka 599-8531, Japan Tel:072-254-8319 Documents must be sent by registered mail and must bear the following on the envelope in red ink: “Documents to apply for admission into the Graduate School of Sustainable System Sciences.”

Submissions may be made in person to the Admissions Office, 3rd floor, Block A3, Nakamozu Campus, within the application period indicated above and only between the hours of 10 a.m. to 5 p.m. Even when dropping off forms in person, please use an envelope and ensure it is sealed.

- Simplified examinations may be conducted as necessary.
- Prospective applicants will be notified of screening results prior to the beginning of the application reception period. Those deemed eligible to apply will be sent a “Certificate of Approval of Application Qualifications.”
- Individuals who undergo Qualification Screening of Applicants and are deemed eligible to apply to the 2025 Fall Term Admissions are exempted from Qualification Screening of Applicants in the second recruitments for the 2026 Spring Term for subsequent applications in the same department only.

[4] Application Procedure

Before submitting the documents, please consult with the faculty member you would like to be supervised by (See P.26).

Please register your application after completing the consultation.

The application procedure will be conducted via the internet.

※Applicants from outside Japan (overseas) should contact the Admissions Office (gr-nyu-sss@omu.ac.jp) by June 27, 2025, with your name and the department you are applying.

[1] Application Period

Heading	Period
Online application registration	June 27, 2025, 10:00 – July 9, 2025, 17:00
Submission of documents required for application	Monday, July 7 – Wednesday, July 9, 2025 Postmarked by July 9, 2025 (Note) <u>Please send by registered mail.</u>

Note: If the application is sent from overseas, it is valid as long as it arrives in Japan by the last day of the application submission period.
Please be sure to send the documents using a method that can be tracked.


Submissions may be made in person to the Admissions Office, 3rd floor, Block A3, Nakamozu Campus, within the application period indicated above (except Saturdays and Sundays) only between the hours of 10 a.m. to 5 p.m. Even when dropping off forms in person, please use an envelope and ensure it is sealed.

[2] Method of Application

Please follow Steps 1 – 6 below to submit your application.

Advance Preparations		
Step1	PC or other Operating Environment	• Applications can be registered from a PC, smartphone, or other device connected to the internet
	Printing Requirements	• Print the documents that need to be mailed on A4 paper.
	Email Settings	• A notification email will be sent when you register your application. Ensure that you have added @sak-sak.net to your safelist as an authorized sender so that you can receive emails from this domain.
	Documents Necessary for Application	• Please refer to [4]Application Procedure [4] Application Documents and prepare them, so they may be submitted on time.
	Envelopes	• Please be sure to enclose your application documents in a commercially available square No. 2 envelope (24cm x 33.2cm) with an “address label” attached. The “address label” can be printed from the online application site after payment of the examination fee, etc.



Accessing the Portal Site	
Step2	<ul style="list-style-type: none"> During the online application registration period, please access the portal via the University's website to register your user ID and password and begin completing your online application.
	University Website URL: https://www.omu.ac.jp/admissions/g/exam_info/inet-apply/ 



Application Registration	
Step3	<ul style="list-style-type: none"> Before submitting your application, please read the "Application Procedure," and "Q&A" sections on the online application site accessible via the portal.
	<ul style="list-style-type: none"> Please verify all your entered information on the final confirmation screen, as you cannot change the input information after the application registration is completed.



Payment of Examination Fee									
Step4	<ul style="list-style-type: none"> Please pay the examination fee (30,000 yen) by any of methods (1)–(4), as per the instructions on the online application site. (See [4]Application Procedure [3] Examination Fee Payment Method) In addition to the examination fee, a handling fee (990 yen) is required. 								
	<table border="1"> <tr> <td>(1)</td> <td>(2)</td> <td>(3)</td> <td>(4)</td> </tr> <tr> <td>Credit card</td> <td>Convenience stores</td> <td>ATM (Pay-Easy)</td> <td>Net banking</td> </tr> </table>	(1)	(2)	(3)	(4)	Credit card	Convenience stores	ATM (Pay-Easy)	Net banking
	(1)	(2)	(3)	(4)					
Credit card	Convenience stores	ATM (Pay-Easy)	Net banking						



Printing the Application Confirmation Slip and Address Label	
Step5	<ul style="list-style-type: none"> Please access the online application site again and print the confirmation slip and address label single-sided on A4 paper.
	<ul style="list-style-type: none"> Please complete printing within the registration period for the online application.



Sending the Required Documents	
Step6	<ul style="list-style-type: none"> Please send the application documents by simplified-registered mail (postmark valid). (See [4]Application Procedure [4] Application Documents)
	<ul style="list-style-type: none"> If you wish to submit the documents in person, please note the dates and times for submitting the documents. Application documents not submitted within the deadline will not be accepted. (See [4]Application Procedure [1] Application Period)

[3] Examination Fee Payment Method

The fees required for application registration are as follows.

- Admission certification fee ¥30,000
- Handling fee ¥990

Payment can be made through any of the following payment methods available. For detailed information on payment methods, please check the screen for the payment method selected on the "Select Payment Method" page of the online application site.

Payment Method	Handling Agency
(1) Credit card	VISA, MasterCard, JCB, AMERICAN EXPRESS, Diners Club Note: Only lump-sum payments are accepted.
(2) Convenience stores	7-Eleven, Lawson, Ministop, FamilyMart, Daily Yamazaki, Seicomart Note: Only cash payments are accepted.
(3) ATM (Pay-Easy)	Payments can be made at ATMs of financial institutions with the Pay-easy mark.
(4) Net banking	You can use the banking services of more than 1,000 banks across Japan, including major megabanks that support Pay-easy. ※To avail yourself of this method, you need to have signed up for net banking.

[4] Application Documents

After registering your application and paying the examination fee, please submit all the following documents within the submission period.

※Applicants who have undergone [3]Qualification Screening of Applicants can omit documents that are duplicated in the Qualification Screening.

- Please download the designated form from the university website. The application confirmation slip, and the address label can be printed after the payment of the application fee etc. is completed.
- Ensure that you use a commercially available rectangle-type No.2 envelope (24cm x 33.2cm) with the following address label attached.

Application Documents, etc.		Preparation Method, etc.
1	Application Confirmation Form (for submission to the university)	<ul style="list-style-type: none"> • After registering your online application and paying the examination fee, please print the application form on A4-sized paper from the online application site.
2	Address Label	<ul style="list-style-type: none"> • After registering your online application and paying the examination fee, please print it on a piece of A4 paper from the online application site and paste it on the commercial rectangular No.2 envelope (24cm×33.2cm).
3	Application for Admission	<ul style="list-style-type: none"> • Use the form provided by the Graduate School of Sustainable System Sciences. • Paste a non-edited photo (4cm×3cm) taken within 3 months.
4	Curriculum Vitae	<ul style="list-style-type: none"> • Use the form provided by the Graduate School of Sustainable System Sciences.
5	Photo Card	<ul style="list-style-type: none"> • Use the form provided by the Graduate School of Sustainable System Sciences. • Paste a non-edited photo (4cm×3cm) taken within 3 months.
6	Research Plan	<ul style="list-style-type: none"> • Please use the form provided by the Graduate School of Sustainable System Sciences. • Please describe what you have learned about research areas that you wish to pursue, as well as the research topics and methodologies you plan to implement after admission.
7	Graduation (Completion) Certificate or Document Certifying the Expectation Thereof (Proof of Application Qualifications)	<ul style="list-style-type: none"> • Issued by the President, dean, or other academic official at your alma mater university (original copy). • For individuals who fall under Application Qualifications (3) this will be a Degree Certificate or a document attesting the expectation that such will be granted. • In case Graduation Certificates and Proof of Degree Certificates were issued separately, please submit both (original copies).
8	Academic Transcript	<ul style="list-style-type: none"> • Issued by the President, dean, or other academic official at your alma mater university (original copy). • Applicants from a technical college are asked to submit transcripts for both the regular course and their major. • In case that you were admitted by transfer, please also submit transcripts from the school at which you were enrolled prior to transferring.

9	TOEIC or TOEFL Score Certificate	Human Cognition and Behavior Environmental Sciences	<ul style="list-style-type: none">External examination results conducted after April 2024. Valid score certificates are as follows:<table><tr><td>1</td><td>TOEIC Listening & Reading Tests (TOEIC IP Tests are not acceptable) 【Those who took the examination in Japan】 TOEIC Listening & Reading OFFICIAL SCORE CERTIFICATE (Digital official certificate: PDF downloadable from the TOEIC application site) printed on A4 paper.The QR code displayed on the digital official certificate will be used to confirm its completeness and authenticity. 【Those who took the examination outside Japan】<ul style="list-style-type: none">TOEIC Listening & Reading OFFICIAL SCORE CERTIFICATE (original copy)Score sheets that have been downloaded (printed) from the website are not acceptable. Score certificates sent directly from ETS to the university are not acceptable.</td></tr><tr><td>2</td><td>TOEFL iBT Test (Home edition not available)<ul style="list-style-type: none">“Test Taker Score Report” for a TOEFL-iBT (original copy), only the Test Date Score is used as the application score (the MyBest™ score will not be used).Score sheets that have been downloaded (printed) from the website are not acceptable. Score certificates sent directly from ETS to the university are not acceptable.</td></tr></table>The original copy of the submitted score certificate will not be returned.If you are unable to submit a Score Certificate at the time of application, please submit a statement explaining why (format optional).Even if you submitted a score certificate at the time of application, you will be allowed to resubmit with an updated certificate showing better results on the day of the examination.If you have not yet submitted a score certificate or are submitting an updated certificate showing better results, please submit your original score certificate to the supervisor up to one hour before the start of the first period on the day of examination.While you will be able to sit the examination even if you are unable to submit a score certificate, the score evaluation for the Results of External Examination segment will be 0.	1	TOEIC Listening & Reading Tests (TOEIC IP Tests are not acceptable) 【Those who took the examination in Japan】 TOEIC Listening & Reading OFFICIAL SCORE CERTIFICATE (Digital official certificate: PDF downloadable from the TOEIC application site) printed on A4 paper.The QR code displayed on the digital official certificate will be used to confirm its completeness and authenticity. 【Those who took the examination outside Japan】 <ul style="list-style-type: none">TOEIC Listening & Reading OFFICIAL SCORE CERTIFICATE (original copy)Score sheets that have been downloaded (printed) from the website are not acceptable. Score certificates sent directly from ETS to the university are not acceptable.	2	TOEFL iBT Test (Home edition not available) <ul style="list-style-type: none">“Test Taker Score Report” for a TOEFL-iBT (original copy), only the Test Date Score is used as the application score (the MyBest™ score will not be used).Score sheets that have been downloaded (printed) from the website are not acceptable. Score certificates sent directly from ETS to the university are not acceptable.
1	TOEIC Listening & Reading Tests (TOEIC IP Tests are not acceptable) 【Those who took the examination in Japan】 TOEIC Listening & Reading OFFICIAL SCORE CERTIFICATE (Digital official certificate: PDF downloadable from the TOEIC application site) printed on A4 paper.The QR code displayed on the digital official certificate will be used to confirm its completeness and authenticity. 【Those who took the examination outside Japan】 <ul style="list-style-type: none">TOEIC Listening & Reading OFFICIAL SCORE CERTIFICATE (original copy)Score sheets that have been downloaded (printed) from the website are not acceptable. Score certificates sent directly from ETS to the university are not acceptable.						
2	TOEFL iBT Test (Home edition not available) <ul style="list-style-type: none">“Test Taker Score Report” for a TOEFL-iBT (original copy), only the Test Date Score is used as the application score (the MyBest™ score will not be used).Score sheets that have been downloaded (printed) from the website are not acceptable. Score certificates sent directly from ETS to the university are not acceptable.						
10	Graduation Thesis related to your desired field (Including theses to be submitted) or Equivalent Academic Paper	Human Cognition and Behavior Environmental Sciences	For the Graduation Thesis related to your desired area of study or its outline (or equivalent academic paper or its outline): <ul style="list-style-type: none">Please provide six (6) copies of the paper and its outline, with the title and your name clearly marked.For papers written in languages other than Japanese or English, <u>you must attach a translation into either English or Japanese.</u> * Submitted copies of the Graduation Thesis, etc. will not be returned.				
		Clinical Psychology Human Sciences	For the Graduation Thesis related to your desired area of study (or equivalent academic paper): <ul style="list-style-type: none">Please provide six (6) copies of the paper, with the title and your name clearly marked.For papers written in languages other than Japanese, <u>you must attach a translation into Japanese.</u> * Submitted copies of the Graduation Thesis, etc. will not be returned.				
11	Copy of the Residence Card (Both Sides)		<ul style="list-style-type: none">Copies of both sides of the residence cardOverseas residents are asked to submit a copy of their passport (page with face photo).				
12	Confirmation of Preliminary Interview		<ul style="list-style-type: none">The Confirmation of Preliminary Interview signed by (or impressed with the seal of) the faculty member in your desired field. Please use the form provided by the Graduate School of Sustainable System Sciences.				
13	Certificate of Approval of Application Qualifications (For those whose Application Qualifications have been approved by Qualification Screening of Applicants)		Please refer to [3]Qualification Screening of Applicants.				

Notes:

- Changes to your application will not be accepted once it has been submitted.

- Original copies of certificates are required for application. Copies will not be accepted.

If you are unable to submit the original copy of any of the Application Documents certifying your Application Qualifications, you must present the originals of materials. Originals will be returned to you after they are checked. Please note that in the case of applications by mail, applicants are asked to write the name of the original they wish to be returned and to include a return envelope printed with your name and address together with sufficient postage for registered mail (or express registered mail).

- **Application documents in languages other than Japanese or English must be accompanied by translations into either English or Japanese.**
- When using a certificate bearing the applicant's original family name (or past first name), please also submit the original version (copies are not allowed) of an official document (excerpt from the family register, certified copy of the family register, resident card with the original family name (or past first name), etc.) that confirms the change of the name.
- Submitted application materials will not be returned.

[5] Notes for Applications

- (1) You must complete all the procedures for application registration, payment of the examination fee and others, printing of an application confirmation slip and an address label, and submission of the application documents (by mail or in person) within [4]Application Procedure [1] Application Period. Please note that the application procedure is not completed if you only completed the steps of application registration and payment of examination fee.

(2) Input of Applicant Information

Please enter an address where you can receive mail. If your address has changed since the announcement of successful applicants, please contact the Admissions Office (Tel:072-254-8319) or submit a change of residence notification to the post office.

- (3) You cannot change the details in the application once registration has been completed. If you notice a mistake before paying the examination fee, please do not pay the fee, and begin registration again from the beginning. Additionally, you are not permitted to cancel an application once it has been accepted.

- (4) The "Application Receipt Number" listed on the application confirmation slip is not the examination number.

- (5) We cannot accept incomplete Applications for Admission. When registering the application, please ensure you include a contact number and email address where you can be reached, as we may contact you if the application is incomplete.

- (6) Once paid, the examination fee shall not be refunded except for the following reasons.

○Grounds for refund:

- 1 If you paid the examination fee but did not apply,
- 2 If the application documents are incomplete or otherwise unacceptable,
- 3 In case of duplicate payment of examination fee,
- 4 If you are a Japanese Government Scholarship student who is enrolled in the graduate school program.

Note: For information on how to obtain a refund for cases 1 through 3, please contact the Admissions Office within one month of the last day of the application submission period. In the case of 4, a refund will be made after enrollment.

[6] Entrance Examination Card

For those whose application documents have been accepted, an email regarding the "Entrance Examination Card" and "Instructions for the Examination" will be sent to the address you registered. Log in to the portal using the URL in the email and print the Entrance Examination Card on A4 paper. Please be sure to bring the Card with you on the day of the examination(the Entrance Examination Card will not be mailed).

If you do not receive an email three weeks before the examination date, or if there are any errors in the information on your Entrance Examination Card, please contact the Admissions Office. (E-mail:gr-nyu-sss@omu.ac.jp)

[7] Considerations for Examination

Persons with disabilities or in another situation that requires consideration for the examination, please contact the Admissions Office as soon as possible before submitting your application. (Tel:072-254-8319, E-mail:gr-nyu-ask3@omu.ac.jp)

[5] Examination Schedule

Department	Examination Schedule
Environmental Sciences	Tuesday, August 26, 2025
Human Sciences	Tuesday, August 26, 2025 Wednesday, August 27, 2025
Social Welfare	Tuesday, August 26, 2025
Clinical Psychology	Tuesday, August 26, 2025 Wednesday, August 27, 2025 *However, on 27th (Wed.), only those who pass the written exam will be accepted.
Human Cognition and Behavior	Tuesday, August 26, 2025

Spare Date

In case unexpected circumstances such as natural disasters, the above examination is postponed on the day shown below.

Department	Examination Schedule
Environmental Sciences	Friday, August 29, 2025
Human Sciences	See table below
Social Welfare	Friday, August 29, 2025
Clinical Psychology	See table below
Human Cognition and Behavior	Friday, August 29, 2025

Department	If there are difficulties holding the examination on:		Spare Date
Human Sciences Clinical Psychology	(Day 1) Tuesday, August 26, 2025	⇒	Friday, August 29, 2025 Saturday, August 30, 2025
	(Day 2) Wednesday, August 27, 2025	⇒	Saturday, August 30, 2025
	Notes: • If the examination cannot be held on Day 1, then all examinations previously scheduled for Days 1 and 2 will be held on these contingency days. • If examinations can take place as scheduled on Day 1 but not on Day 2, then all examinations previously scheduled for Day 2 will be held on this contingency day. • In the department of Clinical Psychology, Day 2 will be held only for those who pass the written examination on Day 1.		

* If an entrance examination cannot be held as planned due to natural disasters or other unavoidable reasons, we will post “an emergency notification” on our website. [<https://www.omu.ac.jp/admissions/g/news/>]

[6] Applicant Selection Method

- (1) Screening of new students is conducted based on a combination of written and oral examinations, TOEIC or TOEFL scores (only in the departments of Environmental Sciences and Human Cognition and Behavior), research plans, graduation theses (except in the department of Social Welfare), and other submitted documents. In the department of Clinical Psychology, however, applicants who pass the written examination will be announced, and the oral examination will be given to those who pass the written examination.
- (2) Examinations will take place at Osaka Metropolitan University, Nakamozu Campus. Applicants will be notified about the details on the arrival time and location when the Entrance Examination Cards are issued.

- (3) Some applicants may be exempted from the written examination depending on the circumstances or document submitted. Those exempt from the written examination are still required to take the oral examination.
- (4) Oral Examinations may be carried out by web meeting systems.
- (5) Examination subjects and schedules are as follows:

Department	Tuesday, August 26, 2025		Wednesday, August 27, 2025	Using Results of External Testing
	10:00~12:00	14:00~	10:00~	
	Specialized Subject	Oral Examination	Oral Examination	
Environmental Sciences	See [Appendix] (P.12)	Applicants will be asked about their Graduation Thesis and Research Plan. (Conducted in Japanese or English)		Using the results of TOEIC or TOEFL tests taken after April 2024.
Human Sciences	See [Appendix] (P.12)		Applicants will be asked about their Graduation Thesis and Research Plan. (Conducted in Japanese)	
Social Welfare	A written examination on Social Welfare.* (Answers are required in Japanese. The examination includes English texts on Social Welfare, and you are required to answer questions about the texts.)	Applicants will be asked about their Research Plan. (Conducted in Japanese)		
Clinical Psychology	A written examination pertaining to basic psychology or clinical psychology. (The test will be conducted in Japanese, and examinees are requested to answer in Japanese. Questions will assess the basic knowledge and application skills for engaging in psychological clinical practice in Japan.)		Interviews will be conducted in Japanese. Questions will be asked about their Graduation Thesis and Research Plan. Japanese linguistic proficiency will be assessed to confirm the applicant is suitable for psychological clinical activities in Japan. The oral examination will be given to those who pass the written examination. Those who have passed the written examination will be notified at the entrance of the building where the examination is conducted by 6:30 p.m. on the 26th.	
Human Cognition and Behavior	A written examination on Psychology, Human Informatics, and Architectural Environment. (Answers are required in Japanese. The examination includes English texts on Psychology, and you are required to answer questions about the texts.)	Applicants will be asked about their Graduation Thesis and Research Plan. (Conducted in Japanese)		Using the results of TOEIC or TOEFL tests taken after April 2024.

* The timing of the oral examination for applicants exempted from the written exam is subject to variation. Applicants will be notified only if the schedule changes.

Notes:

*Only one English dictionary (excluding electronic dictionaries) is allowed in the examination only in the specialized subject of the department of Social Welfare. If you need one, please bring your own.

[Appendix]

Those who apply for the departments of Environmental Sciences and Human Sciences should fill in the Examination Category on their Application for Admission.

Environmental Sciences

A written examination relating to the desired area of research. (Including questions in either Japanese or English)

Select one of the following examination categories (A to B) at the time of application. On the day of your examination, you will answer according to your examination category.

Examination Category	Specialized Examination Subjects
A	Natural Environmental Sciences
B	Environmental Social Sciences (Policy, Economics, Private Law)

Human Sciences

A written examination relating to the desired area of research. (Answers are required in Japanese. The examination includes English texts on Human Science, and you are required to answer questions about the texts)

Select one of the following examination categories (A to F) at the time of application. On the day of your examination, you will answer according to your examination category. Select the category to which the faculty member you would like to be supervised is affiliated. (See P.19-22).

Examination Category	Specialized Examination Subjects
A	Sociology, Human Geography, Cultural Anthropology
B	Cultural History, Intellectual History
C	Human Rights and Minority Studies (cross-methodological questions from the areas of related social thought, sociology of education, urban sociology, and modern and contemporary history will be posed)
D	Gender Studies／Sexuality Studies
E	Pedagogy, Ethics, Philosophy
F	Linguistics

[7] Announcement of Successful Applicants

[1] Announcement of successful applicants

Date and time of announcement	Place of publication
Thursday, September 4, 2025 at 10:00	https://www.omu.ac.jp/admissions/g/exam_info/pass/ 

The examination numbers of successful applicants will be posted on the university website, from 10:00 on the day of the announcement to 17:00 on the seventh day from the announcement. Please note that the university will not respond to any inquiries regarding the results by telephone or other means.

[2] Letter of Acceptance and Enrollment Procedure Guide

A letter of acceptance and an *Enrollment Procedure Guide* will be mailed to successful applicants via simplified registered mail on the day of announcement. Please note that these can only be mailed to an address in Japan.

[8] Enrollment Procedures

[1] Date of Enrollment


September 24, 2025

* However, the date of enrollment for individuals who earn application qualifications between September 24 and September 30, 2025 will be October 1, 2025.

[2] Enrollment Procedures

In line with the information in the *Enrollment Procedure Guide*, please carry out the necessary procedures via the portal in accordance with the schedule below. Enrollment activities must be performed using the online system.

※Applicants who applied on the basis of prospective graduation (completion) or similar should submit their certificate of graduation (confirming completion of the referenced course of study) or the equivalent before the deadline in line with the instructions in the *Enrollment Procedure Guide*.

Online registration period	Portal (Online system)
From 10:00 on September 12, 2025 to 15:00 on September 17, 2025	https://www.omu.ac.jp/admissions/g/exam_info/general/procedure/ 

Notes:

- The enrollment fee must be paid during the online registration period. A payment fee will be charged depending on the selected payment method. Please see [9]School fees (Enrollment Fee, Tuition Fee) for details regarding these charges.
- Those who fail to complete the enrollment procedures during the specified period will be assumed to have decided not to enroll.

[9] School fees (Enrollment Fee, Tuition Fee)

The current schedule for academic fees (admission and tuition fees) is as follows, both of which are subject to revision. Please be sure to check the details in the *Enrollment Procedure Guide*.

(Note: fees already paid will not be refunded.)

[1] Enrollment Fee: Osaka residents and their children: 282,000 yen; Others: 382,000 yen

“Osaka residents and their children” shall apply to the following persons who have completed the prescribed procedures and have been approved.

Eligibility: Either the applicant or his/her parents who appear on the same family registry as the applicant must present a certificate of residence in Osaka Prefecture for at least one year prior to the date of admission (on or before September 24, 2024 for admission in September or October 2025. The same requirement applies to applicants who do not have Japanese citizenship.

*Those who qualify for admission between September 24 and September 30, 2025, must have a certificate of residence in Osaka Prefecture continuously starting from a date that is before October 1, 2024. The same requirement applies to those who do not have Japanese citizenship.

Required documents: Certificate of residence (for all eligible applicants), certificate of all items of the family register (for those applicable), and other official documents.

* These documents should have been issued no more than one month prior to the online registration period.

Details can be found in the *Enrollment Procedure Guide*.

- Please pay the enrollment fee during the specified period.
- In addition to the enrollment fee, the payment fee must be paid. Payment can be made via the three methods listed below. For more details about payment options, please consult the webpage corresponding to your chosen method while enrolling via the online system.

Payment methods and fees	Handling agency, etc.
(1) Credit card • Osaka residents and their children ¥6,500 • All others ¥8,500	VISA、MasterCard、JCB、AMERICAN EXPRESS、Diners Club (Note) Full payment must be made in a single payment.
(2) ATM (Pay-Easy) ¥1,250	Payment can be made at financial institution ATMs that bear the Pay-easy logo.
(3) Net banking ¥1,250	Please use net banking affiliated with a Pay-easy facility. The service is offered by some 1,000 institutions nationwide, including the leading megabanks. (Note) To use this method, you must sign up for net banking.

Note: Regarding payment methods (2) and (3), some institutions may impose additional usage charges. Please consult the relevant institution’s website or customer service in advance.

- The enrollment fee is not refundable for any reason after the completion of the Enrollment Procedures.
- The university does not allow for deferrals of the entrance fee payment.

[2] Tuition fee [Annual amount] 535,800 yen

- Tuition is to be paid semi-annually (First and Second Semester) in the amount equivalent to half of the annual tuition fee by direct debit from the bank account you register.
- The tuition fee will be debited from your bank account on May 27 for the first semester and October 27 for the second semester. If the debit date falls on a holiday of a financial institution, the debit date will be the next business day.
- If the tuition fee is revised during the student's enrollment, the revised amount will apply.
- For students who have applied for tuition reduction and exemption or are long-term study students, the amount of tuition fee and the date of withdrawal for the relevant year may differ.

[3] Other

- (1) Separate fees are required to join alumni or other associations.
- (2) Expenses (transportation, etc.) for moving between campuses may be required.
- (3) Personal laptop computer (required)

In addition to registering for classes, viewing grades, and communicating with others, students will be expected to use the system for classes, distributing materials and submitting assignments using electronic files as much as possible, and promoting education and research using computers. We ask all new students to have their laptop computers ready by the time classes begin. Please refer to the required specifications for laptop computers (for the 2025 academic year), which are available on the University's website. For those who have difficulty in preparing a laptop computer due to financial circumstances, we offer a one-year loan program.

<https://www.omu.ac.jp/campus-life/course/academic-calendar/index.html#pc>



- (4) Some graduate schools require a practical training fee. Details on the amount, etc. will be announced at the orientation of the graduate school.

[10] Regarding the Long-Term Study System

The standard term of study for the Master's Program is two years.

For students who have difficulty completing the program within the standard two-year period because they are working or have difficulty finding sufficient time to study due to childcare, nursing care, etc., a long-term study system is available to enable them to complete the program over a certain period of time beyond the standard two-year period. Details are posted on the university's website. Please check the details and complete the procedures as soon as possible if you wish to apply.

<https://www.omu.ac.jp/contribution/recurrent/longcourse/index.html>

[11] Other

[1] Handling of Personal Data

In compliance with legislation on the protection of personal data and regulations on the handling and custody of personal data within the University Public Corporation of Osaka, Osaka Metropolitan University aims to minimize data collection. We use and store any data we collect appropriately in accordance with the relevant laws and regulations, etc.

(1) Definition of personal data

Personal data comprise names, addresses, telephone numbers, examination numbers, email addresses, dates of birth, results, health information (collected for the purpose of support provision), and other information that could allow an individual to be identified (including items that do not facilitate individual identification on their own but can be easily matched with other information thereby allowing an individual to be conclusively identified). The University uses these data solely to screen applicants.

(2) Use of personal data

- Personal data such as examination results, which are necessary to screen applicants for admission, are utilized in the applicant screening process and enrollment procedure. They are also used in research and surveys related to improving the efficacy of the entrance examination. Examples are follow-up surveys, analyses and surveys of applicant trends, tasks related to supporting students during their tenure at the University (regarding, for example, scholarships and tuition fees, student counselling, and health management), FD^{*1} activities including those aimed at improving the quality of education provided, and IR^{*2} activities including those aimed at improving the running of the University. (For those who provide information while enrolling, the disclosed data may also be analyzed in combination with personal data collected after enrollment.)
- The University uses personal data for academic research. However, research outcomes are not published in a form that allows individuals to be identified.
- The University may outsource the computerization, processing, and analysis of data to third parties, as well as the production of statistics and printing and binding. When the University supplies all or some personal data to a business for outsourcing, the business in question is contractually obligated to follow protection and storage stipulations that conform with legislation on personal data protection.

※¹ FD means faculty development, which refers to the systematic efforts of faculty to improve and enhance teaching content and methods.

For example: Teaching method workshops and training sessions for newly appointed teaching staff

※² IR means institutional research. In this context, it refers to the University's collection and analysis of internal data to improve institutional management, provide the highest quality student support and education, and inform the planning, implementation, and testing of other improvement measures.

[2] Providing Information on Individual Results

Information on individual results will be provided as follows.

(1) Period

November 5, 2025, 10:00 – November 28, 2025, 15:00

(2) Eligible Persons

Only the examinees themselves.

(3) How the information is provided

Please check your results by logging in to the portal using the URL below.

https://www.omu.ac.jp/admissions/g/exam_info/score/



[3] The second semester starts from September 24, 2025 and the classes are open for those admitted in October 1, 2025.

[4] Licensed Psychologists

Please note that in order to be qualified for the Licensed Psychologist examination, you must have completed the undergraduate curriculum designated by the Ministry of Education, Culture, Sports, Science and Technology (MEXT) and the Ministry of Health, Labour and Welfare (MHLW).

[5] In the event that the entrance examination cannot be conducted as planned due to a natural disaster, etc., an “Emergency Notice” will be published on the university's website, so be sure to check it.

<https://www.omu.ac.jp/admissions/g/news/>

[6] If any false information is found in the enrollment procedure documents, or if the applicant is found to have committed any misconduct on the entrance examination, the admission approval may be revoked even after the enrollment procedure has been completed.

[7] If a student who has applied and completed the admission procedures with the expectation of graduating or receiving a degree fails to graduate or receive a degree by September 30, admission will be cancelled.

[8] OMU (Osaka Metropolitan University) stipulates the regulations for security export control in accordance with the Foreign Exchange and Foreign Trade Act, and strictly reviews all items and technologies to be exported from the university. If you have conflict of interest with any regulations set by OMU, you may not be eligible for education and research of OMU.

Please note that you may be asked to submit documents as necessary.

[12] Financial Aid

The University has financial aid programs available to students, such as tuition fee reductions and scholarships.

Details on these programs and how to apply are available on the university's website.

<OMU (Osaka Metropolitan University) Financial Aid and Scholarships>

<https://www.omu.ac.jp/en/admissions/financial-aid/>



※Please see below for information on financial aid systems available to international students.

Tuition reduction <https://www.omu.ac.jp/campus-life/information/exemption/>

Scholarships <https://www.omu.ac.jp/campus-life/information/scholarship/>



【Tuition reduction】



【Scholarships】

[13] Inquiries

For additional information and clarifications, please contact the Admissions Office at the following address:

Osaka Metropolitan University, Nakamozu Campus

1-1, Gakuen-cho, Naka-ku, Sakai, Osaka, 599-8531, Japan

Tel:072-254-8319

Overview of the Sustainable System Sciences Master's Program

Graduate School of Sustainable System Sciences

Our graduate school fosters researchers and specialists, providing them with a bird's-eye view of contemporary society. Students are encouraged to deepen their own research specialization, and work to address the issues of sustainability in cooperation with other fields. The graduate school is dedicated to creating interdisciplinary research and education opportunities.

[Department of Environmental Sciences]

We conduct education and research to unravel the multilayered connections between people and nature that extend to the local, national, and international levels, and to acquire the ability to solve these problems by utilizing not only technology, but also knowledge of the social sciences, such as law and economics. In the master's program, students are expected to contribute to the construction of a sustainable society through their commitment to adopting an ethical approach and by using their specialized knowledge and skills.

▶▶▶ Faculty Members in Charge of the Master's Program (as of April 2025)

< Natural Environmental Sciences >

Name	Research Area	Research Summary
AKUI Kohei (Associate Professor)	Landscape Design, Urban Planning and Design	Urban planning and design for realization of urban structure/ Urban space planning and design/Landscape planning and design /Landscape theory/Urban formation history
FUJII Yusuke (Associate Professor)	Atmospheric Environment	Analysis and evaluation of environmental impact related to air pollution based on field/Laboratory experiment
HANAMURA Chikahiro (Associate Professor)	Environmental Design and Art	Environmental Design and Social Art practice/Transcape and Landscape Design theory/Cosmographical Design Science/ Environmental Design History/Environmental Planning
HOSHI Hidenobu (Professor)	Public Health	Study on human-animal coexistence/Proper management of free- roaming cats/Food safety of game meat/Study on intestinal and respiratory microflora of cetaceans
IKUTA Eisuke (Professor)	Urban Disaster Management	Housing damage caused by earthquake/Human casualties due to disasters/Community-based disaster management/Evacuation behavior/Disaster education
ITOH Yasuto** (Professor)	Geology	Research of the tectonic processes on convergent plate margins/ Assessment of active faults based on geophysical methods/ Paleoenvironmental analyses related to mass extinction events/ Stratigraphy of Neogene systems
KURODA Kana (Associate Professor)	Marine Environment	Sustainable material cycle system between land and sea: Utilization of marine biomass/Evaluation method using exergy/ Environmental awareness/Sustainable fishery and fish-eating
NAKAYAMA Yuichiro (Professor)	Weed Science, Environmental Biology	Ecology and evolution of weedy plants/Measures against invasive alien plants in alpine ecosystems/Conservation of endangered plants and vegetation management in urban rivers and green spaces
OHYAMA Katsumi (Professor)	Plant Production Science	Energy and mass balance analyses in plant production systems including plant factories (vertical farms)/Improvement of productivity in plant production systems/Development of environmental measurement and control systems/Responses of plants to environmental factors

Name	Research Area	Research Summary
OKITSU Kenji (Professor)	Environmental Chemistry	Development of water treatment technology using physicochemical techniques/Study on synthesis and application of functional nanomaterials/Development of sonochemical reactions and sonoprocesses
OTSUKA Koji (Professor)	Marine Environment	Restoration of coastal environment/Enhancement of material circulation using marine biomass/Multiple utilization of deep ocean water/Inclusive impact evaluation using economy-ecology conversion factor
TAKENAKA Norimichi** (Professor)	Environmental Chemistry Multi-Phase Chemistry	Study on reactions during phase change/Study on behavior of nitrogen compounds in the environment/Developments of new analytical methods, reactions and measurements for trace amounts of substances/Study on basic chemistry of ultra-fine bubbles/Biofuel

The faculty staff member marked with ** will retire on March 31,2027.

< Environmental Social Sciences >

Name	Research Area	Research Summary
CHIBA Tomoyo (Associate Professor)	Environmental Policy	Legal and policy frameworks and governance for managing marine litter/ Groundwater policy and governance
ENDO Takahiro (Professor)	Environmental Policy	Analysis on institutional solutions against water issues such as flood, water shortage and water pollution
FURUKAWA Tomoo (Associate Professor)	Corporate Law Securities Law	Authority and Responsibility in Corporate Activity/Corporate Governance/Responsibility of Directors in M&A/Fairness in Securities Market
NISHIKAWA Hironobu (Associate Professor)	History of Economic Doctrines	J. M. Keynes/History of Macroeconomic Policy/History of Macroeconomics/History of Monetary Economics/History of Controversies on Monetary Systems
NOMURA Yasuyo (Professor)	Community Sociology Consensus Building Theory	Conflict Management/Facility Conflicts/Mutual Support Base/Welfare disaster prevention/Housing for Life and Well-Being
SE NooRi (Lecturer)	Administrative Law, Disaster Law, etc	Juridification of Disaster/Support for Victims from Disaster/Comparative Law of Japan and Korea
SUMIDA Morimichi (Associate Professor)	Law of Torts	Evaluation for extra-patrimonial losses in personal injury law (Japanese and French)
TEMBATA Kaori (Associate Professor)	Environmental Economics	Climate change adaptation/Economic impact of climate change and natural disasters/Empirical studies on environmental issues and policies
YOSHIKAWA Takeshi (Associate Professor)	Industrial Organization	Mixed Oligopoly/Privatization/Advertising/Entry Regulation/Corporate Social Responsibility

[Department of Human Sciences]

Our department allows students to enroll in theme-oriented course work in order to carry out cross-disciplinary research involving areas such as sociology, human geography, cultural anthropology, cultural history, history of ideas, education, ethics, philosophy, human rights and minority studies, gender/sexuality studies, and linguistics.

▶▶▶ Faculty Members in Charge of the Master's Program (as of April 2025)

< Sociology, Human Geography, Cultural Anthropology >

Name	Research Area	Research Summary
FUJITA Wataru (Professor)	Environmental Sociology/ Anthropology	Study on socio-political dynamics concerning sustainable natural resource use in Southeast Asia/ Impact of industrial crops to local socio-ecological systems/ Power relationship of scientific knowledge and local communities' resistance against it
FUKUDA Tamami (Professor)	Cultural Geography	Studies on geographies of home, art and geography, sports and urban space/ Geographical thoughts
HASHIZUME Daisaku (Associate Professor)	Cultural Anthropology	Relationship between earth and people in Solomon Islands, Melanesia and its contemporary change under commercial logging and climate change/ Social theory from Melanesia (esp. Marilyn Strathern) / Anthropology of nature
KUDO Koji (Associate Professor)	Sociology of Social Problems and Deviant Behavior, Educational Sociology	Studies of "FUTOKO"(school refusal) and "HIKIKOMORI"(social withdrawal) by social constructionism
MIZUNO Masahiko (Professor)	Economic Geography	Economic geography of knowledge, interfirm networks and industrial clusters
TAKAGI Sachiko* (Professor)	Discourse studies Sociolinguistics	Research into the mechanisms of transmission and interpretation of meaning/ Clarification of hidden messages and ideologies in discourse
UEMURA Takahiro (Professor)	Social Systems Theory, History of Sociology	Theories of Social Systems, Classical and Contemporary Theories of Sociology, Socio-cultural Study on Modernity and Mobility
WANG Wenjie (Lecturer)	Sociology of the Local Community Collective Behavior	Multi-organizational coordination in disasters/ Community-based approaches to disaster response, and recovery

The faculty staff member marked with * will retire on March 31, 2026.

< Cultural History, Intellectual History >

Name	Research Area	Research Summary
IKEHIRA Noriko (Professor)	Chinese Intellectual history	Interactions between the Three Teachings (Confucianism, Buddhism and Daoism) from the Six Dynasties to the Sui Tang Periods/ Interactions between the Chinese Buddhist Apocrypha and the Daoist Canon
MAEGAWA Masayuki (Professor)	History of social thought	History of social and political thought in the West and modern Japan.
NISHIDA Masahiro (Professor)	Japanese Early Modern Literature	Research into the history of Japanese cursive scripts with a focus on Waka (Japanese traditional poetry)
OKUMURA Kazuko (Professor)	Japanese linguistics	The history of Japanese phonetics with a focus on accent
SAKURAI Toshiro (Professor)	Chinese History	Studies on administrative document system of Ming Qing dynasty / Studies on northern border defense at the end of Ming period
SANTO Isao (Professor)	Japanese Linguistics / Japanese Intellectual History	Sinological, national, and western thoughts of languages in early modern Japan/ Studies on national languages in modern Japan/ Studies on Japanese as the immigrant language
SASAKI Hiromitsu** (Associate Professor)	Western History	Studies on German Jewish history, philanthropic ideas and practices under a variety of denominations in early modern era and intellectual history

Name	Research Area	Research Summary
SUMITOMO Akifumi (Professor)	Japanese modern history	'Taisho Democracy' / Discourses on <i>Kokutai</i> / History of Japanese nuclear development

The faculty staff member marked with ** will retire on March 31,2027.

<Human Rights / Minority Studies (Thought, Education, History, Contemporary Society)>

Name	Research Area	Research Summary
BANDO Nozomi** (Associate Professor)	Clinical Psychology in the field of Delinquency and Criminal Behavior	Interventions for Problematic Sexual Behavior/Recovery from Trauma/Restorative Justice/Group, Organizational, and Community Development
HIROOKA Kiyonobu (Associate Professor)	Cultural History, Minority Studies	Historical studies related in discriminations, racism, and human rights as cultural, economic and political systems in modern and contemporary societies such as Buraku Issue in Japan, Korea and Manchuria under the colonial rule of Japanese Empire, and Japanese Immigrants in America.
NISHIDA Yoshimasa* (Professor)	Sociology of Education Social Exclusion	Childhood poverty and exclusion within school / Neighborhood effect / Urban poverty
SAKAI Takashi (Professor)	Urban theory, History of social thought	Urban society, Urban culture, Urban history / Power, Violence, War, etc.
YAMASAKI Masazumi* (Professor)	Modern Japanese literature	Research into (1) Dazai Osamu, <Zainichi> literature and other works; (2) the relationship between literature and the state, nation, and capital after the Meiji era

The Faculty staff member marked with ※ is in charge of classes only and will not act as "Desired Supervisor."

The faculty staff member marked with * will retire on March 31,2026.

<Gender Studies / Sexuality Studies>

Name	Research Area	Research Summary
HIGASHI Yuko (Professor)	Sexology / Sexuality and Gender Studies	Sexual Health and Sexual Rights / Autonomy and Bodily Integrity / Comprehensive Sexuality Education
INUI Junko (Professor)	Family Sociology Gender Studies	Gender division of labor and its transformation / Social consciousness / Care work (housework, nursing care) / Women's labor / Family transformation / Quantitative analysis
NAITO Yoko (Professor)	Gender Studies, Politics and Philosophy	Feminist thought and theory / Gender history / History of political thought / Studies on ethics of care and dependency / Studies on female body and subjectivity / German women's movement / Politics and ethics

<Pedagogy, Ethics, Philosophy>

Name	Research Area	Research Summary
MORIOKA Jiro (Professor)	Philosophy of Education History of Educational Thought	Studies on the concept of "others" in education / Studies on discourse and practice in education and welfare
NAKAYAMA Hiroaki (Lecturer)	Adult and Community Education, Lifelong Learning	Pedagogy on Exclusion and Inclusion / Studies on Workers' Culture, Expression and Education

Name	Research Area	Research Summary
TAMURA Noriko (Associate Professor)	Comparative Education Latin American Studies	Education in Latin America／Education for Minorities／School-Community Relations／Selection Process for School Principals
UEGAKI Takahide (Associate Professor)	Environmental Philosophy, Contemporary Human Studies	Theory of environment／Theory of sustainability／Theory of human ontology
YAMAMOTO Yumiko (Professor)	Theories of Bioethics, Sociology of Medicine, Science and Technology Studies	Philosophy of Life and Body／Sexual and Reproductive Ethics, Philosophy, Technology and Society／Medical Research Ethics (animals, humans, military)

<Linguistics>

Name	Research Area	Research Summary
MIYAHATA Kazunori (Associate Professor)	Cognitive semantics	Research into (1) the polysemantic structure of Japanese and English vocabulary; (2) the mechanism of human cognition on the meaning and interpretation of linguistic expressions
MORITA Kohei (Associate Professor)	Japanese linguistics	Research into meanings and functions of non-finite forms (<i>Chushikei</i>) of Japanese verbs
NAKAMURA Naoko (Associate Professor)	German linguistics	Research into German compound verbs and orthography／The German orthography reform／Relationship between linguistic phenomena and society
TANAKA Mitsuko (Associate Professor)	Foreign language education Applied linguistics	Learner psychology in second language acquisition
TOKUNAGA Anne** (Professor)	English education	Applied Linguistics／English Education／Systemic Functional Linguistics
YANG Jinsuk (Associate Professor)	Sociolinguistics	The relationship between English and social structure／Language Policy

The faculty staff member marked with ** will retire on March 31, 2027.

[Department of Social Welfare]

Our department offers opportunities to study and conduct research on both theories and methodologies of social welfare, social work, social policies, social systems, and other related areas that affect people's lives and well-being.

▶▶▶ Faculty Members in Charge of the Master's Program (as of April 2025)

Name	Research Area	Research Summary
HAMASHIMA Yoshie (Professor)	Service for Elderly People	Study on living problems of family caregivers and support system for them／Study on current status of young carers
HIGASHINE Chiyo (Associate Professor)	Community-based Welfare	Study on welfare activities based on small regions／Study on municipal policies for voluntary sector
HONDA Yuko (Lecturer)	Medical social work	Social work in health care／Support for balancing cancer treatment and work

Name	Research Area	Research Summary
ITO Kayoko (Professor)	Child and Family Welfare, Social care for children	International comparison on alternative care / Social work, care work and residential work in children's care / Support for foster family (fostering) / Support for young people with experience of alternative care
JEON Hong Gyu (Professor)	Social Inclusion Social Development	Poverty and Exclusion in East Asia, Productivist models of Social Policy / Action Research on Social Development and Social Investment
KISO Yoko (Associate Professor)	Early Childhood Care and Education Development Support	Support and childcare for children with disabilities and their families / Training for nursery school teachers and prevention of early turnover of them / Childcare support in the community
MATSUDA Hiroyuki** (Associate Professor)	Principles of Social Work	Study on alternative approaches to social work practice / Study on self-help groups / Autoethnography
MITA Yuko (Associate Professor)	Welfare for the disabled Mental Health	Study on advocacy for people with intellectual, psychiatric disabilities
SAGA Yoshiko (Associate Professor)	Social Assistance Social Policy	Anti-poverty policies / Social assistance in Japan and Germany
TAGAKI Masakuni (Professor)	Disability research Qualitative methodology	Psychosocial issues of people with physical disabilities / Action research on municipal disability policy / Qualitative methodology on disability research
YAMANO Noriko* (Professor)	Child and Family Welfare School Social Work	Study on school social work, child poverty, and child abuse prevention network
YOSHIDA Naoya (Associate Professor)	Pedagogical anthropology Early Childhood Care and Education	Study on curriculum of early childhood education / Training for nursery school teachers
YOSHIHARA Masaaki (Associate Professor)	Social Policy and Administration	Services for people living with dementia in Japan and in Sweden / Service planning and implementation in municipalities / Person-Centered Care
YOSHITAKE Shinji (Professor)	Health Welfare Health Education Sports Science	Study on effective health promotion behaviors and training methods

The faculty staff member marked with * will retire on March 31,2026.

The faculty staff member marked with ** will retire on March 31,2027.

[Department of Clinical Psychology]

We train students to acquire theory, knowledge, and skills in clinical psychology and to engage in highly specialized work. To develop perspectives on contemporary psychological issues, students receive extensive training in psychotherapy and psychological testing at the on-campus Clinical Psychology Center and off-campus training sites. We offer an accredited program for national certification as clinical psychologists and certified psychologists.

▶▶▶ Faculty Members in Charge of the Master's Program (as of April 2025)

Name	Research Area	Research Summary
HIGUCHI Azusa (Associate Professor)	Clinical Psychology	Psychotherapy for Abused Child / Study on Clinical Psychological Support for the people with experience of social care / Clinical Psychological Support for Sexual Minority
KATAHATA Mayumi (Associate Professor)	Clinical Psychology	Study on Imagery Experiences and Expression in Play Therapy and Psychotherapy Process / Bodily Senses in Sandplay, Story, Drawing in Psychotherapy

Name	Research Area	Research Summary
KAWABE Tetsuya (Professor)	Clinical Psychology	Psychological Study on Subjective Experiences／Relationship between Psychotherapy and Subculture／Polar Psychology／Psychotherapy for Autism Spectrum Disorder
SOUDA Junji* (Professor)	Psychopathology Clinical Psychology	Study on Psychopathology of Mental Disorders; Schizophrenia, Depression, Borderline Case etc.／Study on Process of Projective Identification in Psychoanalytic Psychotherapy
TAKAHASHI Koji (Professor)	Clinical Psychology	Study on Creativity of Image and Physicality through Process of Psychotherapy／Group Approach through Expressing Images／Psychotherapy in Educational Environment

The faculty staff member marked with * will retire on March 31, 2026.

[Department of Human Cognition and Behavior]

Our department conducts research and education in areas related to human cognition and behavior with a focus on basic experimental psychology. It cultivates the ability to work toward solutions to the many complex issues facing modern society arising from the human mind. Research areas include cognitive psychology, cognitive informatics, developmental and educational psychology, adolescent psychology, gerontological psychology, emotional psychology, social psychology, and environmental psychology.

▶▶▶ Faculty Members in Charge of the Master's Program (as of April 2025)

Name	Research Area	Research Summary
HATANO Kai (Associate Professor)	Personality Psychology, Adolescents Psychology	Identity／Personality／Motivation／Psychosocial functioning
IKEDA Fumihito (Professor)	Knowledge Science, Deep Learning	Cognition of questions／Psychology of questions／Evaluation of questions／Support for question generation／Co-creation of questions
IWASA Kazunori (Associate Professor)	Emotion Science, Clinical Psychology	Function of emotions／Psychophysics of material perception／Psychological assessment／Experimental abnormal psychology／Psychological practice for chronic illness
KAWAMURA Yuta (Associate Professor)	Social Psychology, Evolutionary Psychology	Reputation／Altruism／Prosocial Behavior／Social Cognition／Empathy
KAWANO Naoko (Associate Professor)	Geropsychology, Clinical Psychology	Psychological assessment／Cognition in elderly adults and patients with mental disorders／Characteristics of elderly drivers／Clinical geropsychology for persons with dementia and MCI
MAKIOKA Shogo (Professor)	Cognitive Psychology Cognitive Science	Synesthesia／Visual word recognition／Unconscious processing／Memory／Language acquisition／Neural networks
MUTO Hiroyuki (Associate Professor)	Perceptual Psychology, Cognitive Psychology	Visual perception／Spatial cognition／Embodied cognition／Mental imagery／Decision making／Bayesian statistical modeling
NOTSU Akira (Professor)	Cognitive Informatics, Soft Computing	Cognitive model and learning algorithm／Agent-based modeling and simulation／Optimization algorithm
OKAMOTO Masahiko (Professor)	Learning Science, Developmental Science	Cognitive and developmental processes for numbers／Metacognition／Cognitive and metacognitive process in arithmetic word problem solving／Learning support system for mathematics／Development of a system for co-construction of knowledge／Development of gesture
TOBITA Kunihiro (Associate Professor)	Environmental Psychology, Built Environment	Response of human thermoregulation to changes in environmental conditions／Thermal comfort／Prevention of heat related illness

Name	Research Area	Research Summary
YOSHIDA Hiromi※ (Associate Professor)	Clinical Psychology	Trauma Care／Support for Victims of Crime／Student Counseling／Sexual Assault Victimization／PTSD／Crisis Intervention and Prevention／Trauma Focused Cognitive Behavioral Therapy
YOSHIMURA Shinpei (Associate Professor)	Experimental Psychopathology, Clinical Psychology	Neural basis of dysfunctional cognition in depression and anxiety／Emotion dysregulation in mental disorders／Mechanisms of cognitive behavioral therapy

The Faculty staff member marked with ※ is in charge of classes only and will not act as "Desired Supervisor."

List of Master's Program Faculty Member's E-mail Addresses

* Replace [at] with @.

[Department of Environmental Sciences]

<Natural Environmental Sciences>

Name	E-Mail address
AKUI Kohei (Associate Professor)	akui[at]omu.ac.jp
FUJII Yusuke (Associate Professor)	fujii.yusuke[at]omu.ac.jp
HANAMURA Chikahiro (Associate Professor)	c-hanamura[at]omu.ac.jp
HOSHI Hidenobu (Professor)	hhoshi[at]omu.ac.jp
IKUTA Eisuke (Professor)	ikuta[at]omu.ac.jp
ITOH Yasuto (Professor)	yasuto.itoh[at]omu.ac.jp
KURODA Kana (Associate Professor)	kuroda.kana[at]omu.ac.jp
NAKAYAMA Yuichiro (Professor)	uja[at]omu.ac.jp
OHYAMA Katsumi (Professor)	ohyama[at]omu.ac.jp
OKITSU Kenji (Professor)	okitsu[at]omu.ac.jp
OTSUKA Koji (Professor)	otsuka[at]omu.ac.jp
TAKENAKA Norimichi (Professor)	takenaka-nor[at]omu.ac.jp

<Environmental Social Sciences>

Name	E-Mail address
CHIBA Tomoyo (Associate Professor)	t.chiba[at]omu.ac.jp
ENDO Takahiro (Professor)	endo[at]omu.ac.jp
FURUKAWA Tomoo (Associate Professor)	tfurukawa[at]omu.ac.jp
NISHIKAWA Hironobu (Associate Professor)	hiro-nishikawa[at]omu.ac.jp
NOMURA Yasuyo (Professor)	nomura[at]omu.ac.jp
SE NooRi (Lecturer)	t25429n[at]omu.ac.jp
SUMIDA Morimichi (Associate Professor)	Please contact the Admissions Office
TEMBATA Kaori (Associate Professor)	tembata[at]omu.ac.jp
YOSHIKAWA Takeshi (Associate Professor)	t.yoshikawa[at]omu.ac.jp

[Department of Human Sciences]

<Sociology, Human Geography, Cultural Anthropology>

Name	E-Mail address
FUJITA Wataru (Professor)	watarufujita[at]omu.ac.jp
FUKUDA Tamami (Professor)	tamamif[at]omu.ac.jp
HASHIZUME Daisaku (Associate Professor)	d.hashizume[at]omu.ac.jp
KUDO Koji (Associate Professor)	Koji_Kudo[at]omu.ac.jp
MIZUNO Masahiko (Professor)	mmizuno[at]omu.ac.jp

Name	E-Mail address
TAKAGI Sachiko (Professor)	stakagi[at]omu.ac.jp
UEMURA Takahiro (Professor)	uemura.takahiro[at]omu.ac.jp
WANG Wenjie (Lecturer)	wang[at]omu.ac.jp

< Cultural History, Intellectual History >

Name	E-Mail address
IKEHIRA Noriko (Professor)	n.ikehira[at]omu.ac.jp
MAEGAWA Masayuki (Professor)	maegawa[at]omu.ac.jp
NISHIDA Masahiro (Professor)	nymar[at]omu.ac.jp
OKUMURA Kazuko (Professor)	okuk[at]omu.ac.jp
SAKURAI Toshiro (Professor)	toshisakurai[at]omu.ac.jp
SANTO Isao (Professor)	santo[at]omu.ac.jp
SASAKI Hiromitsu (Associate Professor)	hirosasaki[at]omu.ac.jp
SUMITOMO Akifumi (Professor)	sumitomo[at]omu.ac.jp

< Human Rights / Minority Studies (Thought, Education, History, Contemporary Society) >

Name	E-Mail address
HIROOKA Kiyonobu (Associate Professor)	hirooka[at]omu.ac.jp
NISHIDA Yoshimasa (Professor)	yo-nishida[at]omu.ac.jp
SAKAI Takashi (Professor)	takasakai[at]omu.ac.jp
YAMASAKI Masazumi (Professor)	yms[at]omu.ac.jp

< Gender Studies / Sexuality Studies >

Name	E-Mail address
HIGASHI Yuko (Professor)	higashi[at]omu.ac.jp
INUI Junko (Professor)	inui[at]omu.ac.jp
NAITO Yoko (Professor)	ynaito[at]omu.ac.jp

< Pedagogy, Ethics, Philosophy >

Name	E-Mail address
MORIOKA Jiro (Professor)	j-moriok[at]omu.ac.jp
NAKAYAMA Hiroaki (Lecturer)	nakayama.hiro[at]omu.ac.jp
TAMURA Noriko (Associate Professor)	tamura.nor[at]omu.ac.jp
UEGAKI Takahide (Associate Professor)	t-uegaki[at]omu.ac.jp
YAMAMOTO Yumiko (Professor)	yamamoto.yumiko[at]omu.ac.jp

< Linguistics >

Name	E-Mail address
MIYAHATA Kazunori (Associate Professor)	kazm[at]omu.ac.jp
MORITA Kohei (Associate Professor)	khmorita[at]omu.ac.jp
NAKAMURA Naoko (Associate Professor)	nkmr_na[at]omu.ac.jp

Name	E-Mail address
TANAKA Mitsuko (Associate Professor)	mtanaka[at]omu.ac.jp
TOKUNAGA Anne (Professor)	annetokunaga[at]omu.ac.jp
YANG Jinsuk (Associate Professor)	yang[at]omu.ac.jp

[Department of Social Welfare]

Name	E-Mail address
HAMASHIMA Yoshie (Professor)	yhamashi[at]omu.ac.jp
HIGASHINE Chiyo (Associate Professor)	higashine[at]omu.ac.jp
HONDA Yuko (Lecturer)	y-honda[at]omu.ac.jp
ITO Kayoko (Professor)	itokayo[at]omu.ac.jp
JEON Hong Gyu (Professor)	francisjeonhg[at]omu.ac.jp
KISO Yoko (Associate Professor)	kiso[at]omu.ac.jp
MATSUDA Hiroyuki (Associate Professor)	matsuda[at]omu.ac.jp
MITA Yuko (Associate Professor)	mita[at]omu.ac.jp
SAGA Yoshiko (Associate Professor)	y-saga[at]omu.ac.jp
TAGAKI Masakuni (Professor)	tagaki[at]omu.ac.jp
YAMANO Noriko (Professor)	yamano[at]omu.ac.jp
YOSHIDA Naoya (Associate Professor)	yoshidanaoya[at]omu.ac.jp
YOSHIHARA Masaaki (Associate Professor)	masaakiyoshihara[at]omu.ac.jp
YOSHITAKE Shinji (Professor)	shin[at]omu.ac.jp

[Department of Clinical Psychology]

Name	E-Mail address
HIGUCHI Azusa (Associate Professor)	ahiguchi[at]omu.ac.jp
KATAHATA Mayumi (Associate Professor)	katahata[at]omu.ac.jp
KAWABE Tetsuya (Professor)	kawabet[at]omu.ac.jp
SOUDA Junji (Professor)	souda60[at]omu.ac.jp
TAKAHASHI Koji (Professor)	koji[at]omu.ac.jp

[Department of Human Cognition and Behavior]

Name	E-Mail address
HATANO Kai (Associate Professor)	kai.hatano[at]omu.ac.jp
IKEDA Fumihito (Professor)	fumike[at]omu.ac.jp
IWASA Kazunori (Associate Professor)	kaiwasa[at]omu.ac.jp
KAWAMURA Yuta (Associate Professor)	ykawamura[at]omu.ac.jp
KAWANO Naoko (Associate Professor)	nkawano[at]omu.ac.jp
MAKIOKA Shogo (Professor)	makioka[at]omu.ac.jp
MUTO Hiroyuki (Associate Professor)	mutopsy[at]omu.ac.jp

Name	E-Mail address
NOTSU Akira (Professor)	notsu[at]omu.ac.jp
OKAMOTO Masahiko (Professor)	mokamoto[at]omu.ac.jp
TOBITA Kunihito (Associate Professor)	tobita[at]omu.ac.jp
YOSHIMURA Shinpei (Associate Professor)	b25926b[at]omu.ac.jp

Doctoral Program

Special Selection for International Students: Student Application Guidelines

[1] Admission Spaces

Division	Department	Admission Spaces
Sustainable System Sciences	Environmental Sciences	A few
	Human Sciences	
	Social Welfare	
	Psychology	

[2] Applicant Qualifications

Non-Japanese nationals who have or are expected to obtain by the time of enrollment a valid “Student” visa as defined by the Immigration Control and Refugee Recognition Act and meet one of the following criteria.

- (1) Those who received a degree equivalent to a Master’s degree or a professional degree in a foreign country and those who expect to obtain one by September 30, 2025.
- (2) Those who have received a degree equivalent to a bachelor’s degree from a school in a foreign country and completed or expect to complete a master’s course at a graduate school in Japan by September 30, 2025.
- (3) Those who have completed in Japan a course offered by a foreign school through correspondence and have been awarded a degree equivalent to a Master’s degree or a professional degree. This also includes those who expect to obtain one by September 30, 2025.
- (4) Those who have completed the relevant course designated separately by the Minister of Education, Culture, Sports, Science and Technology at an education institution positioned within the school education system of the relevant foreign country as a graduate school that provides graduate courses in that country. This also includes those who have received the equivalent of a Master’s degree or professional degree and those who expect to receive one by September 30, 2025.
- (5) Those who completed the program at the United Nations University and received a degree equivalent to a Master’s degree and those who expected to be awarded one by September 30, 2025.
- (6) Those who are recognized as having completed an education course at a foreign school and have passed the equivalent of Qualifying Examination (QE) or expected to pass QE by September 30, 2025, and also those who have an academic ability that is equal to or beyond that of an individual with a Master’s degree.
- (7) A person designated by the Minister of Education, Culture, Sports, Science and Technology (September 1, 1989 Ministry of Education, Science and Culture Notification No. 118)
 - (a) Those who have graduated from a university in Japan, have engaged in research at a university or research institute etc. for more than 2 years, have received a Master’s degree by engaging in research at our Graduate School, have an academic ability that is beyond that of an individual with a Master’s degree.
 - (b) Those who have completed 16 years of school education in a foreign country or have completed courses offered by a foreign school through correspondence in Japan, have engaged in research for over 2 years at a university or research institute, have received a Master’s degree by engaging in research at our Graduate School, have an academic ability that is beyond that of an individual with a Master’s degree.

- (8) Those who are recognized by the Graduate School as having Master's degree or a professional degree from this Graduate School through the qualification screening of applicants and those who have an academic ability equal to or beyond that of an individual with a Master's degree or a professional degree.

Notes:

- An Application Qualification Screening is required for applicants falling under numbers (7) and (8) above. Please refer to [3]Qualification Screening of Applicants.
- Applicants who do not have or will not obtain a "Student" visa, please contact the Admissions Office (gr-nyu-sss@omu.ac.jp) by June 27, 2025, with your name and the department you are applying.

[3] Qualification Screening of Applicants

Applicants corresponding to items (7) or (8) under Application Qualifications are requested to submit the following documents prior to applying. **Before submitting the documents, please consult with the faculty member you would like to be supervised by (See P.49).** Note that screening may not be able to take place if the submission package is incomplete. Please contact the office beforehand if you have any questions.

Applicants who meet the applicant qualifications (1) to (6) are not required to submit the documents for qualification screening.

[1] Documents to be Submitted

Please use the form provided by the Graduate School of Sustainable System Sciences. You can download the form from the University website.

1. Application Qualification Screening Record (Please use the form provided by the Graduate School of Sustainable System Sciences.)
2. Research Progress Report (Please use the form provided by the Graduate School of Sustainable System Sciences.)
Please submit any supporting materials such as papers, research presentations etc.
3. Confirmation of Preliminary Interview (Please use the form provided by the Graduate School of Sustainable System Sciences.)

Notes:

- **Submission of documents in languages other than Japanese or English must be accompanied by translations into either English or Japanese.**
- If you are asked to submit additional documents by the graduate school, please follow the instructions promptly.

[2] Submission Period

Acceptance period	Shipping address (Inquiries)
<p>Monday, June 9 – Wednesday, June 11, 2025</p> <p><u>Please send by registered mail before the deadline.</u></p>	<p>OSAKA METROPOLITAN UNIVERSITY Admissions Office (Nakamozu Campus) 1-1 Gakuen-cho, Naka-ku, Sakai, Osaka 599-8531, Japan Tel:072-254-8319</p> <p>Documents must be sent by registered mail and must bear the following on the envelope in red ink: "Documents to apply for admission into the Graduate School of Sustainable System Sciences."</p>

Submissions may be made in person to the Admissions Office, 3rd floor, Block A3, Nakamozu Campus, within the application period indicated above and only between the hours of 10 a.m. to 5 p.m. Even when dropping off forms in person, please use an envelope and ensure it is sealed.

- Simplified examinations may be conducted as necessary.
- Prospective applicants will be notified of screening results prior to the beginning of the application reception period. Those deemed eligible to apply will be sent a "Certificate of Approval of Application Qualifications."
- Individuals who undergo Qualification Screening of Applicants and are deemed eligible to apply to the 2025 Fall Term Admissions are exempted from Qualification Screening of Applicants in the second recruitments for the 2026 Spring Term for subsequent applications in the same department only.

[4] Application Procedure

Before submitting the documents, please consult with the faculty member you would like to be supervised by (See P.49).

Please register your application after completing the consultation.

The application procedure will be conducted via the internet.

※Applicants from outside Japan (overseas) should contact the Admissions Office (gr-nyu-sss@omu.ac.jp) by June 27, 2025, with your name and the department you are applying.

※The examination fee will be waived for those continuing on from a master's program or professional degree program at our university, Osaka Prefecture University's master's program, Osaka City University's master's program or professional degree program. Applicants will be notified of the application procedure separately, so please send an email to the Admissions Office (gr-nyu-sss@omu.ac.jp) by June 27, 2025 (Friday) including your name and the department you are applying.

[1] Application Period

Heading	Period
Online application registration	June 27, 2025, 10:00 – July 9, 2025, 17:00
Submission of documents required for application	Monday, July 7 – Wednesday, July 9, 2025 Postmarked by July 9, 2025 (Note) <u>Please send by registered mail.</u>

Note: If the application is sent from overseas, it is valid as long as it arrives in Japan by the last day of the application submission period.
Please be sure to send the documents using a method that can be tracked.


Submissions may be made in person to the Admissions Office, 3rd floor, Block A3, Nakamozu Campus, within the application period indicated above (except Saturdays and Sundays) only between the hours of 10 a.m. to 5 p.m. Even when dropping off forms in person, please use an envelope and ensure it is sealed.

[2] Method of Application

Please follow Steps 1 – 6 below to submit your application.

Advance Preparations		
Step1	PC or other Operating Environment	• Applications can be registered from a PC, smartphone, or other device connected to the internet
	Printing Requirements	• Print the documents that need to be mailed on A4 paper.
	Email Settings	• A notification email will be sent when you register your application. Ensure that you have added @sak-sak.net to your safelist as an authorized sender so that you can receive emails from this domain.
	Documents Necessary for Application	• Please refer to [4]Application Procedure [4] Application Documents and prepare them, so they may be submitted on time.
	Envelopes	• Please be sure to enclose your application documents in a commercially available square No. 2 envelope (24cm x 33.2cm) with an “address label” attached. The “address label” can be printed from the online application site after payment of the examination fee, etc.



Step2	Accessing the Portal Site			
	<ul style="list-style-type: none"> During the online application registration period, please access the portal via the University's website to register your user ID and password and begin completing your online application. University Website URL: https://www.omu.ac.jp/admissions/g/exam_info/inet-apply/ 			
▼				
Step3	Application Registration			
	<ul style="list-style-type: none"> Before submitting your application, please read the "Application Procedure," and "Q&A" sections on the online application site accessible via the portal. Please verify all your entered information on the final confirmation screen, as you cannot change the input information after the application registration is completed. 			
▼				
Step4	Payment of Examination Fee			
	<ul style="list-style-type: none"> Please pay the examination fee (30,000 yen) by any of methods (1)–(4), as per the instructions on the online application site. (See [4]Application Procedure [3] Examination Fee Payment Method) In addition to the examination fee, a handling fee (990 yen) is required. 			
	(1)	(2)	(3)	(4)
	Credit card	Convenience stores	ATM (Pay-Easy)	Net banking
▼				
Step5	Printing the Application Confirmation Slip and Address Label			
	<ul style="list-style-type: none"> Please access the online application site again and print the confirmation slip and address label single-sided on A4 paper. Please complete printing within the registration period for the online application. 			
▼				
Step6	Sending the Required Documents			
	<ul style="list-style-type: none"> Please send the application documents by simplified-registered mail (postmark valid). (See [4]Application Procedure [4] Application Documents) If you wish to submit the documents in person, please note the dates and times for submitting the documents. Application documents not submitted within the deadline will not be accepted. (See [4]Application Procedure [1] Application Period) 			

[3] Examination Fee Payment Method

The fees required for application registration are as follows.

- Admission certification fee ¥30,000
- Handling fee ¥990

※The examination fee will be waived for those continuing on from a master's program or professional degree program at our university, Osaka Prefecture University's master's program, Osaka City University's master's program or professional degree program. Applicants will be notified of the application procedure separately, so please send an email to the Admissions Office (gr-nyu-sss@omu.ac.jp) by June 27, 2025 (Friday) including your name and the department you are applying.

Payment can be made through any of the following payment methods available. For detailed information on payment methods, please check the screen for the payment method selected on the “Select Payment Method” page of the online application site.

Payment Method	Handling Agency
(1) Credit card	VISA, MasterCard, JCB, AMERICAN EXPRESS, Diners Club Note: Only lump-sum payments are accepted.
(2) Convenience stores	7-Eleven, Lawson, Ministop, FamilyMart, Daily Yamazaki, Seicomart Note: Only cash payments are accepted.
(3) ATM (Pay-Easy)	Payments can be made at ATMs of financial institutions with the Pay-easy mark.
(4) Net banking	You can use the banking services of more than 1,000 banks across Japan, including major megabanks that support Pay-easy. ※To avail yourself of this method, you need to have signed up for net banking.

[4] Application Documents

After registering your application and paying the examination fee, please submit all the following documents within the submission period.

※Applicants who have undergone [3]Qualification Screening of Applicants can omit documents that are duplicated in the Qualification Screening.

- Please download the designated form from the university website. The application confirmation slip, and the address label can be printed after the payment of the application fee etc. is completed.
- Ensure that you use a commercially available rectangle-type No.2 envelope (24cm x 33.2cm) with the following address label attached.

Application Documents, etc.		Preparation Method, etc.
1	Application Confirmation Form (for submission to the university)	• After registering your online application and paying the examination fee, please print the application form on A4-sized paper from the online application site.
2	Address Label	• After registering your online application and paying the examination fee, please print it on a piece of A4 paper from the online application site and paste it on the commercial rectangular No.2 envelope (24cm×33.2cm).
3	Application for Admission	• Use the form provided by the Graduate School of Sustainable System Sciences. • Paste a non-edited photo (4cm×3cm) taken within 3 months.
4	Curriculum Vitae	• Use the form provided by the Graduate School of Sustainable System Sciences.
5	Photo Card	• Use the form provided by the Graduate School of Sustainable System Sciences. • Paste a non-edited photo (4cm×3cm) taken within 3 months.
6	Research Plan	• Please use the form provided by the Graduate School of Sustainable System Sciences. • Please describe what you have learned about research areas that you wish to pursue, as well as the research topics and methodologies you plan to implement after admission.

7	Master's Thesis related to your desired field (Including theses to be submitted) or Equivalent academic papers or materials such as research presentations	Psychology Social Welfare Environmental Sciences	<ul style="list-style-type: none"> • Please provide six (6) copies each of the thesis and a 1,200 character abstract in Japanese (or 300 words in English), with the title and name clearly marked. • In lieu of the Master's thesis, applicants may submit academic papers or research publications as an equivalent. In this case, as well, submit 6 copies (each) of the publication and abstract. If you have additional materials, such as papers or research presentations other than these, you may attach them. • For papers written in languages other than Japanese or English, <u>you must attach a translation into either English or Japanese.</u> <p>* Please also note that the submitted copies of the Master's Thesis, etc. will not be returned.</p>
		Human Sciences	<ul style="list-style-type: none"> • Please provide six (6) copies each of the thesis and a 1,200 character abstract in Japanese (or 300 words in English), with the title and name clearly marked. • In lieu of the Master's thesis, applicants may submit an equivalent academic paper. In this case, as well, submit 6 copies (each) of the publication and abstract. If you have additional materials, such as papers or research presentations other than these, you may attach them. • For papers written in languages other than Japanese or English, <u>you must attach a translation into either English or Japanese.</u> <p>* Please also note that the submitted copies of the Master's Thesis, etc. will not be returned.</p>
8	Graduation (Completion) Certificate or Document Certifying the Expectation Thereof (Proof of Application Qualifications)		<ul style="list-style-type: none"> • Issued by the President, dean, or other academic official at your alma mater university (original copy). • For individuals who fall under Application Qualifications (3) this will be a Degree Certificate or a document attesting the expectation that such will be granted. • In case Graduation Certificates and Proof of Degree Certificates were issued separately, please submit both (original copies).
9	Academic Transcript		<ul style="list-style-type: none"> • Issued by the President, dean, or other academic official at your alma mater university (original copy). • Applicants from a technical college are asked to submit transcripts for both the regular course and their major. • In case that you were admitted by transfer, please also submit transcripts from the school at which you were enrolled prior to transferring.
10	Copy of the Residence Card (Both Sides)		<ul style="list-style-type: none"> • Copies of both sides of the residence card • Overseas residents are asked to submit a copy of their passport (page with face photo).
11	Confirmation of Preliminary Interview		<ul style="list-style-type: none"> • The Confirmation of Preliminary Interview signed by (or impressed with the seal of) the faculty member in your desired field. Please use the form provided by the Graduate School of Sustainable System Sciences.
12	Certificate of Approval of Application Qualifications (For those whose Application Qualifications have been approved by Qualification Screening of Applicants)		Please refer to [3]Qualification Screening of Applicants.

Notes:

- Changes to your application will not be accepted once it has been submitted.
- Original copies of certificates are required for application. Copies will not be accepted.

If you are unable to submit the original copy of any of the Application Documents certifying your Application Qualifications, you must present the originals of materials. Originals will be returned to you after they are checked. Please note that in the case of applications by mail, applicants are asked to write the name of the original they wish to be returned and to include a return envelope printed with your name and address together with sufficient postage for registered mail (or express registered mail).

- **Application documents in languages other than Japanese or English must be accompanied by translations into either English or Japanese.**

- When using a certificate bearing the applicant's original family name (or past first name), please also submit the original version (copies are not allowed) of an official document (excerpt from the family register, certified copy of the family register, resident card with the original family name (or past first name), etc.) that confirms the change of the name.
- Submitted application materials will not be returned.

[5] Notes for Applications

- (1) You must complete all the procedures for application registration, payment of the examination fee and others, printing of an application confirmation slip and an address label, and submission of the application documents (by mail or in person) within [4]Application Procedure [1] Application Period. Please note that the application procedure is not completed if you only completed the steps of application registration and payment of examination fee.
- (2) Input of Applicant Information
Please enter an address where you can receive mail. If your address has changed since the announcement of successful applicants, please contact the Admissions Office (Tel:072-254-8319) or submit a change of residence notification to the post office.
- (3) You cannot change the details in the application once registration has been completed. If you notice a mistake before paying the examination fee, please do not pay the fee, and begin registration again from the beginning. Additionally, you are not permitted to cancel an application once it has been accepted.
- (4) The "Application Receipt Number" listed on the application confirmation slip is not the examination number.
- (5) We cannot accept incomplete Applications for Admission. When registering the application, please ensure you include a contact number and email address where you can be reached, as we may contact you if the application is incomplete.
- (6) Once paid, the examination fee shall not be refunded except for the following reasons.

○Grounds for refund:

- 1 If you paid the examination fee but did not apply,
- 2 If the application documents are incomplete or otherwise unacceptable,
- 3 In case of duplicate payment of examination fee,
- 4 In the case that a continuing student pays the entrance examination fee,
- 5 If you are a Japanese Government Scholarship student who is enrolled in the graduate school program.

Note: For information on how to obtain a refund for cases 1 through 4, please contact the Admissions Office within one month of the last day of the application submission period. In the case of 5, a refund will be made after enrollment.

[6] Entrance Examination Card

For those whose application documents have been accepted, an email regarding the "Entrance Examination Card" and "Instructions for the Examination" will be sent to the address you registered. Log in to the portal using the URL in the email and print the Entrance Examination Card on A4 paper. Please be sure to bring the Card with you on the day of the examination(the Entrance Examination Card will not be mailed).

If you do not receive an email three weeks before the examination date, or if there are any errors in the information on your Entrance Examination Card, please contact the Admissions Office. (E-mail:gr-nyu-sss@omu.ac.jp)

[7] Considerations for Examination

Persons with disabilities or in another situation that requires consideration for the examination, please contact the Admissions Office as soon as possible before submitting your application.

(Tel:072-254-8319, E-mail:gr-nyu-ask3@omu.ac.jp)

[5] Examination Schedule

Department	Examination Schedule
Environmental Sciences	Wednesday, August 27,2025
Human Sciences	
Social Welfare	
Psychology	Tuesday, August 26,2025 Wednesday, August 27,2025

Spare Date

In case unexpected circumstances such as natural disasters, the above examination is postponed on the day shown below.

Department	Examination Schedule
Environmental Sciences	Saturday, August 30,2025
Human Sciences	
Social Welfare	
Psychology	See table below

Department	If there are difficulties holding the examination on:		Spare Date
Psychology	(Day 1) Tuesday, August 26, 2025	⇒	Friday, August 29,2025 Saturday, August 30,2025
	(Day 2) Wednesday, August 27,2025	⇒	Saturday, August 30,2025
	Notes: • If the examination cannot be held on Day 1, then all examinations previously scheduled for Days 1 and 2 will be held on these contingency days. • If examinations can take place as scheduled on Day 1 but not on Day 2, then all examinations previously scheduled for Day 2 will be held on this contingency day.		

* If an entrance examination cannot be held as planned due to natural disasters or other unavoidable reasons, we will post “an emergency notification” on our website. [<https://www.omu.ac.jp/admissions/g/news/>]

[6] Applicant Selection Method

- (1) Selection of applicants will be based on a comprehensive review of Academic Examination, Oral Examination, as well as other submitted documents such as the Research Plan and Master’s Thesis.
- (2) Examinations will take place at Osaka Metropolitan University, Nakamozu Campus. Applicants will be notified about the details on the arrival time and location when the Entrance Examination Cards are issued.
- (3) Oral Examinations may be carried out by web meeting systems.
- (4) Examination subjects and schedules are as follows:

Department	Tuesday, August 26, 2025	Wednesday, August 27, 2025	
	10:00~11:20	10:00~11:20	Oral Examination
	Specialized Subject	Specialized Subject	
Environmental Sciences			The start time 【10:00~】 Applicants will be asked about their Master's Thesis and Research Plan. (Conducted in Japanese or English)
Human Sciences		A written examination relating to the desired area of research. (Answers are required in Japanese)	The start time 【14:00~】 Applicants will be asked about their Master's Thesis and Research Plan. (Conducted in Japanese)
Social Welfare		A written examination on Social Welfare.* (Answers are required in Japanese. The examination includes English texts on Social Welfare, and you are required to answer questions about the texts.)	The start time 【14:00~】 Applicants will be asked about their Master's Thesis and Research Plan. (Conducted in Japanese)
Psychology	A written examination relating to the desired area of research. (Answers are required in Japanese. Including questions in either Japanese or English)		The start time 【14:00~】 Applicants will be asked about their Master's Thesis and Research Plan. (Conducted in Japanese) *Start times will vary by area of research. You will be informed of your starting time after the examination on the 26th.

• The start time of the oral examination for Environmental Sciences may change. Applicants will only be notified if there is a change.

Notes:

*Only one English dictionary (excluding electronic dictionaries) is allowed in the examination only in subjects of Social Welfare. If you need one, please bring your own.

[7] Announcement of Successful Applicants

[1] Announcement of successful applicants

Date and time of announcement	Place of publication
Thursday, September 4, 2025 at 10:00	https://www.omu.ac.jp/admissions/g/exam_info/pass/ 

The examination numbers of successful applicants will be posted on the university website, from 10:00 on the day of the announcement to 17:00 on the seventh day from the announcement. Please note that the university will not respond to any inquiries regarding the results by telephone or other means.

[2] Letter of Acceptance and Enrollment Procedure Guide

A letter of acceptance and an *Enrollment Procedure Guide* will be mailed to successful applicants via simplified registered mail on the day of announcement. Please note that these can only be mailed to an address in Japan.

[8] Enrollment Procedures

[1] Date of Enrollment


September 24, 2025

- * However, the date of enrollment for individuals who earn application qualifications between September 24 and September 30, 2025 will be October 1, 2025.

[2] Enrollment Procedures

In line with the information in the *Enrollment Procedure Guide*, please carry out the necessary procedures via the portal in accordance with the schedule below. Enrollment activities must be performed using the online system.

※Applicants who applied on the basis of prospective graduation (completion) or similar should submit their certificate of graduation (confirming completion of the referenced course of study) or the equivalent before the deadline in line with the instructions in the *Enrollment Procedure Guide*.

Online registration period	Portal (Online system)
From 10:00 on September 12, 2025 to 15:00 on September 17, 2025	https://www.omu.ac.jp/admissions/g/exam_info/general/procedure/ 

Notes:

- The enrollment fee must be paid during the online registration period. A payment fee will be charged depending on the selected payment method. Please see [9] School fees (Enrollment Fee, Tuition Fee) for details regarding these charges.
- Those who fail to complete the enrollment procedures during the specified period will be assumed to have decided not to enroll.

[9] School fees (Enrollment Fee, Tuition Fee)

The current schedule for academic fees (admission and tuition fees) is as follows, both of which are subject to revision. Please be sure to check the details in the *Enrollment Procedure Guide*.

(Note: fees already paid will not be refunded.)

[1] Enrollment Fee: Osaka residents and their children: 282,000 yen; Others: 382,000 yen

“Osaka residents and their children” shall apply to the following persons who have completed the prescribed procedures and have been approved.

Eligibility: Either the applicant or his/her parents who appear on the same family registry as the applicant must present a certificate of residence in Osaka Prefecture for at least one year prior to the date of admission (on or before September 24, 2024 for admission in September or October 2025. The same requirement applies to applicants who do not have Japanese citizenship.

*Those who qualify for admission between September 24 and September 30, 2025, must have a certificate of residence in Osaka Prefecture continuously starting from a date that is before October 1, 2024. The same requirement applies to those who do not have Japanese citizenship.

Required documents: Certificate of residence (for all eligible applicants), certificate of all items of the family register (for those applicable), and other official documents.

* These documents should have been issued no more than one month prior to the online registration period.

Details can be found in the *Enrollment Procedure Guide*.

- The enrollment fee will be waived for those continuing on from a master’s program or professional degree program at our university, Osaka Prefecture University’s master’s program, Osaka City University’s master’s program or professional degree program.

- Please pay the enrollment fee during the specified period.
- In addition to the enrollment fee, the payment fee must be paid. Payment can be made via the three methods listed below. For more details about payment options, please consult the webpage corresponding to your chosen method while enrolling via the online system.

Payment methods and fees	Handling agency, etc.
(1) Credit card • Osaka residents and their children ¥6,500 • All others ¥8,500	VISA、MasterCard、JCB、AMERICAN EXPRESS、Diners Club (Note) Full payment must be made in a single payment.
(2) ATM (Pay-Easy) ¥1,250	Payment can be made at financial institution ATMs that bear the Pay-easy logo.
(3) Net banking ¥1,250	Please use net banking affiliated with a Pay-easy facility. The service is offered by some 1,000 institutions nationwide, including the leading megabanks. (Note) To use this method, you must sign up for net banking.

Note: Regarding payment methods (2) and (3), some institutions may impose additional usage charges. Please consult the relevant institution's website or customer service in advance.

- The enrollment fee is not refundable for any reason after the completion of the Enrollment Procedures.
- The university does not allow for deferrals of the entrance fee payment.

[2] Tuition fee [Annual amount] 535,800 yen

- Tuition is to be paid semi-annually(First and Second Semester) in the amount equivalent to half of the annual tuition fee by direct debit from the bank account you register.
- The tuition fee will be debited from your bank account on May 27 for the first semester and October 27 for the second semester. If the debit date falls on a holiday of a financial institution, the debit date will be the next business day.
- If the tuition fee is revised during the student's enrollment, the revised amount will apply.
- For students who have applied for tuition reduction and exemption or are long-term study students, the amount of tuition fee and the date of withdrawal for the relevant year may differ.

[3] Other

- (1) Separate fees are required to join alumni or other associations.
- (2) Expenses (transportation, etc.) for moving between campuses may be required.
- (3) Personal laptop computer (required)

In addition to registering for classes, viewing grades, and communicating with others, students will be expected to use the system for classes, distributing materials and submitting assignments using electronic files as much as possible, and promoting education and research using computers. We ask all new students to have their laptop computers ready by the time classes begin. Please refer to the required specifications for laptop computers (for the 2025 academic year), which are available on the University's website. For those who have difficulty in preparing a laptop computer due to financial circumstances, we offer a one-year loan program.

<https://www.omu.ac.jp/campus-life/course/academic-calendar/index.html#pc>



- (4) Some graduate schools require a practical training fee. Details on the amount, etc. will be announced at the orientation of the graduate school.

[10] Regarding the Long-Term Study System

The standard term of study for the Doctoral Program is three years.

For students who have difficulty completing the program within the standard three-year period because they are working or have difficulty finding sufficient time to study due to childcare, nursing care, etc., a long-term study system is available to enable them to complete the program over a certain period of time beyond the standard three-year period. Details are posted on the university's website.

<https://www.omu.ac.jp/contribution/recurrent/longcourse/index.html>

[11] Other

[1] Handling of Personal Data

In compliance with legislation on the protection of personal data and regulations on the handling and custody of personal data within the University Public Corporation of Osaka, Osaka Metropolitan University aims to minimize data collection. We use and store any data we collect appropriately in accordance with the relevant laws and regulations, etc.

(1) Definition of personal data

Personal data comprise names, addresses, telephone numbers, examination numbers, email addresses, dates of birth, results, health information (collected for the purpose of support provision), and other information that could allow an individual to be identified (including items that do not facilitate individual identification on their own but can be easily matched with other information thereby allowing an individual to be conclusively identified). The University uses these data solely to screen applicants.

(2) Use of personal data

- Personal data such as examination results, which are necessary to screen applicants for admission, are utilized in the applicant screening process and enrollment procedure. They are also used in research and surveys related to improving the efficacy of the entrance examination. Examples are follow-up surveys, analyses and surveys of applicant trends, tasks related to supporting students during their tenure at the University (regarding, for example, scholarships and tuition fees, student counselling, and health management), FD^{※1} activities including those aimed at improving the quality of education provided, and IR^{※2} activities including those aimed at improving the running of the University. (For those who provide information while enrolling, the disclosed data may also be analyzed in combination with personal data collected after enrollment.)
- The University uses personal data for academic research. However, research outcomes are not published in a form that allows individuals to be identified.
- The University may outsource the computerization, processing, and analysis of data to third parties, as well as the production of statistics and printing and binding. When the University supplies all or some personal data to a business for outsourcing, the business in question is contractually obligated to follow protection and storage stipulations that conform with legislation on personal data protection.

※1 FD means faculty development, which refers to the systematic efforts of faculty to improve and enhance teaching content and methods.

For example: Teaching method workshops and training sessions for newly appointed teaching staff

※2 IR means institutional research. In this context, it refers to the University's collection and analysis of internal data to improve institutional management, provide the highest quality student support and education, and inform the planning, implementation, and testing of other improvement measures.

[2] Providing Information on Individual Results

Information on individual results will be provided as follows.

(1) Period

November 5, 2025, 10:00 – November 28, 2025, 15:00

(2) Eligible Persons

Only the examinees themselves.

(3) How the information is provided

Please check your results by logging in to the portal using the URL below.

https://www.omu.ac.jp/admissions/g/exam_info/score/



[3] The second semester starts from September 24, 2025 and the classes are open for those admitted in October 1, 2025.

[4] In the event that the entrance examination cannot be conducted as planned due to a natural disaster, etc., an “Emergency Notice” will be published on the university's website, so be sure to check it.

<https://www.omu.ac.jp/admissions/g/news/>

- [5] If any false information is found in the enrollment procedure documents, or if the applicant is found to have committed any misconduct on the entrance examination, the admission approval may be revoked even after the enrollment procedure has been completed.
- [6] If a student who has applied and completed the admission procedures with the expectation of completing (graduating) or receiving (being conferred) a degree fails to complete (graduate) or obtain (be conferred) a degree by September 30, the admission will be cancelled.
- [7] OMU (Osaka Metropolitan University) stipulates the regulations for security export control in accordance with the Foreign Exchange and Foreign Trade Act, and strictly reviews all items and technologies to be exported from the university. If you have conflict of interest with any regulations set by OMU, you may not be eligible for education and research of OMU.
Please note that you may be asked to submit documents as necessary.

[12] Financial Aid

The University has financial aid programs available to students, such as tuition fee reductions and scholarships.
Details on these programs and how to apply are available on the university's website.

<OMU (Osaka Metropolitan University) Financial Aid and Scholarships>

<https://www.omu.ac.jp/en/admissions/financial-aid/>



※Please see below for information on financial aid systems available to international students.

Tuition reduction <https://www.omu.ac.jp/campus-life/information/exemption/>

Scholarships <https://www.omu.ac.jp/campus-life/information/scholarship/>



【Tuition reduction】



【Scholarships】

[13] Inquiries

For additional information and clarifications, please contact the Admissions Office at the following address:

Osaka Metropolitan University, Nakamozu Campus

1-1, Gakuen-cho, Naka-ku, Sakai, Osaka, 599-8531, Japan

Tel:072-254-8319

Overview of the Sustainable System Sciences Doctoral Program

Graduate School of Sustainable System Sciences

Our graduate school fosters researchers and specialists, providing them with a bird's-eye view of contemporary society. Students are encouraged to deepen their own research specialization, and work to address the issues of sustainability in cooperation with other fields. The graduate school is dedicated to creating interdisciplinary research and education opportunities.

[Department of Environmental Sciences]

We conduct education and research to unravel the multilayered connections between people and nature that extend to the local, national, and international levels, and to acquire the ability to solve these problems by utilizing not only technology, but also knowledge of the social sciences, such as law and economics. In the master's program, students are expected to contribute to the construction of a sustainable society through their commitment to adopting an ethical approach and by using their specialized knowledge and skills.

▶▶▶ Faculty Members in Charge of the Doctoral Program (as of April 2025)

Name	Research Area	Research Summary
AKUI Kohei (Associate Professor)	Landscape Design, Urban Planning and Design	Urban planning and design for realization of urban structure/ Urban space planning and design/Landscape planning and design /Landscape theory/Urban formation history
CHIBA Tomoyo (Associate Professor)	Environmental Policy	Legal and policy frameworks and governance for managing marine litter/Groundwater policy and governance
ENDO Takahiro (Professor)	Environmental Policy	Analysis on institutional solutions against water issues such as flood, water shortage and water pollution
FUJII Yusuke (Associate Professor)	Atmospheric Environment	Analysis and evaluation of environmental impact related to air pollution based on field/Laboratory experiment
HANAMURA Chikahiro (Associate Professor)	Environmental Design and Art	Environmental Design and Social Art practice/Transcape and Landscape Design theory/Cosmographical Design Science /Environmental Design History/Environmental Planning
HOSHI Hidenobu (Professor)	Public Health	Study on human-animal coexistence/Proper management of free- roaming cats/Food safety of game meat/Study on intestinal and respiratory microflora of cetaceans
IKUTA Eisuke (Professor)	Urban Disaster Management	Housing damage caused by earthquake/Human casualties due to disasters/Community-based disaster management/Evacuation behavior/Disaster education
ITOH Yasuto** (Professor)	Geology	Research of the tectonic processes on convergent plate margins/ Assessment of active faults based on geophysical methods/ Paleoenvironmental analyses related to mass extinction events/ Stratigraphy of Neogene systems
KURODA Kana (Associate Professor)	Marine Environment	Sustainable material cycle system between land and sea: Utilization of marine biomass/Evaluation method using exergy/ Environmental awareness/Sustainable fishery and fish-eating
NAKAYAMA Yuichiro (Professor)	Weed Science, Environmental Biology	Ecology and evolution of weedy plants/Measures against invasive alien plants in alpine ecosystems/Conservation of endangered plants and vegetation management in urban rivers and green spaces

Name	Research Area	Research Summary
NOMURA Yasuyo (Professor)	Community Sociology Consensus Building Theory	Conflict Management/Facility Conflicts/Mutual Support Base /Welfare disaster prevention/Housing for Life and Well-Being
OHYAMA Katsumi (Professor)	Plant Production Science	Energy and mass balance analyses in plant production systems including plant factories (vertical farms)/Improvement of productivity in plant production systems/Development of environmental measurement and control systems/Responses of plants to environmental factors
OKITSU Kenji (Professor)	Environmental Chemistry	Development of water treatment technology using physicochemical techniques/Study on synthesis and application of functional nanomaterials/Development of sonochemical reactions and sonoprocesses
OTSUKA Koji (Professor)	Marine Environment	Restoration of coastal environment/Enhancement of material circulation using marine biomass/Multiple utilization of deep ocean water/Inclusive impact evaluation using economy-ecology conversion factor
TAKENAKA Norimichi** (Professor)	Environmental Chemistry, Multi-Phase Chemistry	Multi-phase chemistry/Study on behavior of nitrogen compounds in the environment/Developments of new analytical methods, reactions and measurements for trace amounts of substances/ Study on basic chemistry of ultra-fine bubbles/Biofuel
TEMBATA Kaori (Associate Professor)	Environmental Economics	Climate change adaptation/Economic impact of climate change and natural disasters/Empirical studies on environmental issues and policies
YOSHIKAWA Takeshi (Associate Professor)	Industrial Organization	Mixed Oligopoly/Privatization/Advertising/Entry Regulation /Corporate Social Responsibility

The faculty staff member marked with ** will retire on March 31,2027.

[Department of Human Sciences]

Our department allows students to enroll in theme-oriented course work in order to carry out cross-disciplinary research involving areas such as sociology, human geography, cultural anthropology, cultural history, history of ideas, education, ethics, philosophy, human rights and minority studies, gender/sexuality studies, and linguistics.

▶▶▶ Faculty Members in Charge of the Doctoral Program (as of April 2025)

Name	Research Area	Research Summary
HIROOKA Kiyonobu (Associate Professor)	Cultural History, Minority Studies	Historical studies related in discriminations, racism, and human rights as cultural, economic and political systems in modern and contemporary societies such as Buraku Issue in Japan, Korea and Manchuria under the colonial rule of Japanese Empire, and Japanese Immigrants in America.
NISHIDA Yoshimasa* (Professor)	Sociology of Education Social Exclusion	Childhood poverty and exclusion within school/Neighborhood effect/Urban poverty
SAKAI Takashi (Professor)	Urban theory, History of social thought	Urban society, Urban culture, Urban history/Power, Violence, War, etc.
YAMASAKI Masazumi* (Professor)	Modern Japanese literature	Research into (1) Dazai Osamu, <Zainichi> literature and other works; (2) the relationship between literature and the state, nation, and capital after the Meiji era

Name	Research Area	Research Summary
HIGASHI Yuko (Professor)	Sexology／Sexuality and Gender Studies	Sexual Health and Sexual Rights／Autonomy and Bodily Integrity／Comprehensive Sexuality Education
INUI Junko (Professor)	Family Sociology Gender Studies	Gender division of labor and its transformation／Social consciousness／Care work (housework, nursing care)／Women's labor／Family transformation／Quantitative analysis
NAITO Yoko (Professor)	Gender Studies, Politics and Philosophy	Feminist thought and theory／Gender history／History of political thought／Studies on ethics of care and dependency／Studies on female body and subjectivity／German women's movement／Politics and ethics
MORIOKA Jiro (Professor)	Philosophy of Education History of Educational Thought	Studies on the concept of "others" in education／Studies on discourse and practice in education and welfare
TAMURA Noriko (Associate Professor)	Comparative Education Latin American Studies	Education in Latin America／Education for Minorities／School-Community Relations／Selection Process for School Principals
UEGAKI Takahide (Associate Professor)	Environmental Philosophy, Contemporary Human Studies	Theory of environment／Theory of sustainability／Theory of human ontology
YAMAMOTO Yumiko (Professor)	Theories of Bioethics, Sociology of Medicine, Science and Technology Studies	Philosophy of Life and Body／Sexual and Reproductive Ethics, Philosophy, Technology and Society／Medical Research Ethics (animals, humans, military)
IKEHIRA Noriko (Professor)	Chinese Intellectual history	Interactions between the Three Teachings(Confucianism, Buddhism and Daoism) from the Six Dynasties to the Sui Tang Periods／Interactions between the Chinese Buddhist Apocrypha and the Daoist Canon
NISHIDA Masahiro (Professor)	Japanese Early Modern Literature	Research into the history of Japanese cursive scripts with a focus on Waka (Japanese traditional poetry)
OKUMURA Kazuko (Professor)	Japanese linguistics	The history of Japanese phonetics with a focus on accent
SANTO Isao (Professor)	Japanese Linguistics／ Japanese Intellectual History	Sinological, national, and western thoughts of languages in early modern Japan／Studies on national languages in modern Japan／Studies on Japanese as the immigrant language
SUMITOMO Akifumi*** (Professor)	Japanese modern history	'Taisho Democracy'／Discourses on <i>Kokutai</i> ／History of Japanese nuclear development
FUJITA Wataru (Professor)	Environmental Sociology ／Anthropology	Study on socio-political dynamics concerning sustainable natural resource use in Southeast Asia／Impact of industrial crops to local socio-ecological systems／Power relationship of scientific knowledge and local communities' resistance against it
FUKUDA Tamami (Professor)	Cultural Geography	Studies on geographies of home, art and geography, sports and urban space／Geographical thoughts
HASHIZUME Daisaku (Associate Professor)	Cultural Anthropology	Relationship between earth and people in Solomon Islands, Melanesia and its contemporary change under commercial logging and climate change／Social theory from Melanesia (esp. Marilyn Strathern) ／Anthropology of nature

Name	Research Area	Research Summary
MIZUNO Masahiko (Professor)	Economic Geography	Economic geography of knowledge, interfirm networks and industrial clusters
TAKAGI Sachiko* (Professor)	Discourse studies Sociolinguistics	Research into the mechanisms of transmission and interpretation of meaning / Clarification of hidden messages and ideologies in discourse
UEMURA Takahiro (Professor)	Social Systems Theory, History of Sociology	Theories of Social Systems, Classical and Contemporary Theories of Sociology, Socio-cultural Study on Modernity and Mobility
YANG Jinsuk (Associate Professor)	Sociolinguistics	The relationship between English and social structure / Language Policy

The faculty staff member marked with * will retire on March 31,2026.

The faculty staff member marked with *** will retire on March 31,2028.

[Department of Social Welfare]

Our department offers opportunities to study and conduct research on both theories and methodologies of social welfare, social work, social policies, social systems, and other related areas that affect people's lives and well-being.

▶▶ Faculty Members in Charge of the Doctoral Program (as of April 2025)

Name	Research Area	Research Summary
HAMASHIMA Yoshie (Professor)	Service for Elderly People	Study on living problems of family caregivers and support system for them / Study on current status of young carers
HIGASHINE Chiyo (Associate Professor)	Community-based Welfare	Study on welfare activities based on small regions / Study on municipal policies for voluntary sector
ITO Kayoko (Professor)	Child and Family Welfare, Social care for children	International comparison on alternative care / Social work, care work and residential work in children's care / Support for foster family (fostering) / Support for young people with experience of alternative care
JEON Hong Gyu (Professor)	Social Inclusion Social Development	Poverty and Exclusion in East Asia, Productivist models of Social Policy / Action Research on Social Development and Social Investment
KISO Yoko (Associate Professor)	Early Childhood Care and Education Development Support	Support and childcare for children with disabilities and their families / Training for nursery school teachers and prevention of early turnover of them / Childcare support in the community
TAGAKI Masakuni (Professor)	Disability research Qualitative methodology	Psychosocial issues of people with physical disabilities / Action research on municipal disability policy / Qualitative methodology on disability research
YAMANO Noriko* (Professor)	Child and Family Welfare School Social Work	Study on school social work, child poverty, and child abuse prevention network
YOSHIDA Naoya (Associate Professor)	Pedagogical anthropology Early Childhood Care and Education	Study on curriculum of early childhood education / Training for nursery school teachers
YOSHITAKE Shinji (Professor)	Health Welfare Health Education Sports Science	Study on effective health promotion behaviors and training methods

The faculty staff member marked with * will retire on March 31,2026.

[Department of Psychology]

In order to enhance the ability to address the increasingly complex issues of modern society from a psychological perspective, faculty members in the Master's Program in Clinical Psychology and the Program in Human Cognition and Behavior together create the Department of Psychology in the Doctoral Program. The Department of Psychology aims to integrate psychological perspectives on human beings, society, and culture with cutting-edge knowledge in each student's specialized fields, and to cultivate professional skills to deal with the issues of contemporary society. By promoting cross-disciplinary academic interactions with neighboring fields, the Department of Psychology aims to realize research and education based on ideas that are not bound by conventional frameworks, and to cultivate individuals with the ability to carry out research autonomously, who can acquire and integrate a deeper and broader knowledge of psychology.

▶▶▶ Faculty Members in Charge of the Doctoral Program (as of April 2025)

Name	Research Area	Research Summary
HATANO Kai (Associate Professor)	Personality Psychology, Adolescents Psychology	Identity／Personality／Motivation／Psychosocial functioning
HIGUCHI Azusa (Associate Professor)	Clinical Psychology	Psychotherapy for Abused Child／Study on Clinical Psychological Support for the people with experience of social care／Clinical Psychological Support for Sexual Minority
IKEDA Fumihito (Professor)	Knowledge Science, Deep Learning	Cognition of questions／Psychology of questions／Evaluation of questions／Support for question generation／Co-creation of questions
IWASA Kazunori (Associate Professor)	Emotion Science, Clinical Psychology	Function of emotions／Psychophysics of material perception／Psychological assessment／Experimental abnormal psychology／Psychological practice for chronic illness
KATAHATA Mayumi (Associate Professor)	Clinical Psychology	Study on Imagery Experiences and Expression in Play Therapy and Psychotherapy Process／Bodily Senses in Sandplay, Story, Drawing in Psychotherapy
KAWABE Tetsuya (Professor)	Clinical Psychology	Psychological Study on Subjective Experiences／Relationship between Psychotherapy and Subculture／Polar Psychology／Psychotherapy for Autism Spectrum Disorder
KAWAMURA Yuta (Associate Professor)	Social Psychology, Evolutionary Psychology	Reputation／Altruism／Prosocial Behavior／Social Cognition／Empathy
KAWANO Naoko (Associate Professor)	Geropsychology, Clinical Psychology	Psychological assessment／Cognition in elderly adults and patients with mental disorders／Characteristics of elderly drivers／Clinical geropsychology for persons with dementia and MCI
MAKIOKA Shogo (Professor)	Cognitive Psychology, Cognitive Science	Synesthesia／Visual word recognition／Unconscious processing／Memory／Language acquisition／Neural networks
MUTO Hiroyuki (Associate Professor)	Perceptual Psychology, Cognitive Psychology	Visual perception／Spatial cognition／Embodied cognition／Mental imagery／Decision making／Bayesian statistical modeling
NOTSU Akira (Professor)	Cognitive Informatics, Soft Computing	Cognitive model and learning algorithm／Agent-based modeling and simulation／Optimization algorithm
OKAMOTO Masahiko (Professor)	Learning Science, Developmental Science	Cognitive and developmental processes for numbers／Metacognition／Cognitive and metacognitive process in arithmetic word problem solving／Learning support system for mathematics／Development of a system for co-construction of knowledge／Development of gesture

Name	Research Area	Research Summary
SOUDA Junji* (Professor)	Psychopathology, Clinical Psychology	Study on Psychopathology of Mental Disorders; Schizophrenia, Depression, Borderline Case etc./ Study on Process of Projective Identification in Psychoanalytic Psychotherapy
TAKAHASHI Koji (Professor)	Clinical Psychology	Study on Creativity of Image and Physicality through Process of Psychotherapy/ Group Approach through Expressing Images/ Psychotherapy in Educational Environment
TOBITA Kunihiro (Associate Professor)	Environmental Psychology, Built Environment	Response of human thermoregulation to changes in environmental conditions/ Thermal comfort/ Prevention of heat related illness
YOSHIMURA Shinpei (Associate Professor)	Experimental Psychopathology, Clinical Psychology	Neural basis of dysfunctional cognition in depression and anxiety / Emotion dysregulation in mental disorders/ Mechanisms of cognitive behavioral therapy

The faculty staff member marked with * will retire on March 31,2026.

List of Doctoral Program Faculty Member's E-mail Addresses

* Replace [at] with @.

[Department of Environmental Sciences]

Name	E-Mail address
AKUI Kohei (Associate Professor)	akui[at]omu.ac.jp
CHIBA Tomoyo (Associate Professor)	t.chiba[at]omu.ac.jp
ENDO Takahiro (Professor)	endo[at]omu.ac.jp
FUJII Yusuke (Associate Professor)	fujii.yusuke[at]omu.ac.jp
HANAMURA Chikahiro (Associate Professor)	c-hanamura[at]omu.ac.jp
HOSHI Hidenobu (Professor)	hhoshi[at]omu.ac.jp
IKUTA Eisuke (Professor)	ikuta[at]omu.ac.jp
ITOH Yasuto (Professor)	yasuto.ito[at]omu.ac.jp
KURODA Kana (Associate Professor)	kuroda.kana[at]omu.ac.jp
NAKAYAMA Yuichiro (Professor)	uja[at]omu.ac.jp
NOMURA Yasuyo (Professor)	nomura[at]omu.ac.jp
OHYAMA Katsumi (Professor)	ohyama[at]omu.ac.jp
OKITSU Kenji (Professor)	okitsu[at]omu.ac.jp
OTSUKA Koji (Professor)	otsuka[at]omu.ac.jp
TAKENAKA Norimichi (Professor)	takenaka-nor[at]omu.ac.jp
TEMBATA Kaori (Associate Professor)	tembata[at]omu.ac.jp
YOSHIKAWA Takeshi (Associate Professor)	t.yoshikawa[at]omu.ac.jp

[Department of Human Sciences]

Name	E-Mail address
HIROOKA Kiyonobu (Associate Professor)	hirooka[at]omu.ac.jp
NISHIDA Yoshimasa (Professor)	yo-nishida[at]omu.ac.jp
SAKAI Takashi (Professor)	takasakai[at]omu.ac.jp
YAMASAKI Masazumi (Professor)	yms[at]omu.ac.jp
HIGASHI Yuko (Professor)	higashi[at]omu.ac.jp
INUI Junko (Professor)	inui[at]omu.ac.jp
NAITO Yoko (Professor)	ynaito[at]omu.ac.jp
MORIOKA Jiro (Professor)	j-moriok[at]omu.ac.jp
TAMURA Noriko (Associate Professor)	tamura.nor[at]omu.ac.jp
UEGAKI Takahide (Associate Professor)	t-uegaki[at]omu.ac.jp
YAMAMOTO Yumiko (Professor)	yamamoto.yumiko[at]omu.ac.jp
IKEHIRA Noriko (Professor)	n.ikehira[at]omu.ac.jp
NISHIDA Masahiro (Professor)	nymar[at]omu.ac.jp

Name	E-Mail address
OKUMURA Kazuko (Professor)	okuk[at]omu.ac.jp
SANTO Isao (Professor)	santo[at]omu.ac.jp
SUMITOMO Akifumi (Professor)	sumitomo[at]omu.ac.jp
FUJITA Wataru (Professor)	watarufujita[at]omu.ac.jp
FUKUDA Tamami (Professor)	tamamif[at]omu.ac.jp
HASHIZUME Daisaku (Associate Professor)	d.hashizume[at]omu.ac.jp
MIZUNO Masahiko (Professor)	mmizuno[at]omu.ac.jp
TAKAGI Sachiko (Professor)	stakagi[at]omu.ac.jp
UEMURA Takahiro (Professor)	uemura.takahiro[at]omu.ac.jp
YANG Jinsuk (Associate Professor)	yang[at]omu.ac.jp

[Department of Social Welfare]

Name	E-Mail address
HAMASHIMA Yoshie (Professor)	yhamashi[at]omu.ac.jp
HIGASHINE Chiyo (Associate Professor)	higashine[at]omu.ac.jp
ITO Kayoko (Professor)	itokayo[at]omu.ac.jp
JEON Hong Gyu (Professor)	francisjeonhg[at]omu.ac.jp
KISO Yoko (Associate Professor)	kiso[at]omu.ac.jp
TAGAKI Masakuni (Professor)	tagaki[at]omu.ac.jp
YAMANO Noriko (Professor)	yamano[at]omu.ac.jp
YOSHIDA Naoya (Associate Professor)	yoshidanaoya[at]omu.ac.jp
YOSHITAKE Shinji (Professor)	shin[at]omu.ac.jp

[Department of Psychology]

Name	E-Mail address
HATANO Kai (Associate Professor)	kai.hatano[at]omu.ac.jp
HIGUCHI Azusa (Associate Professor)	ahiguchi[at]omu.ac.jp
IKEDA Fumihito (Professor)	fumike[at]omu.ac.jp
IWASA Kazunori (Associate Professor)	kaiwasa[at]omu.ac.jp
KATAHATA Mayumi (Associate Professor)	katahata[at]omu.ac.jp
KAWABE Tetsuya (Professor)	kawabet[at]omu.ac.jp
KAWAMURA Yuta (Associate Professor)	ykawamura[at]omu.ac.jp
KAWANO Naoko (Associate Professor)	nkawano[at]omu.ac.jp
MAKIOKA Shogo (Professor)	makioka[at]omu.ac.jp
MUTO Hiroyuki (Associate Professor)	mutopsy[at]omu.ac.jp
NOTSU Akira (Professor)	notsu[at]omu.ac.jp
OKAMOTO Masahiko (Professor)	mokamoto[at]omu.ac.jp

Name	E-Mail address
SOUDA Junji (Professor)	souda60[at]omu.ac.jp
TAKAHASHI Koji (Professor)	koji[at]omu.ac.jp
TOBITA Kunihito (Associate Professor)	tobita[at]omu.ac.jp
YOSHIMURA Shinpei (Associate Professor)	b25926b[at]omu.ac.jp