

**Graduate School of Sustainable System Sciences  
Osaka Metropolitan University**

**Admission Guidelines for International Students**

September 2022, October 2022 Admission: Master's and Doctoral Programs



<On the Response to COVID-19 >

The latest information on our response to COVID-19 shall be published on our website. Any changes to the information provided in the admission guidelines shall also be published on our website, so please remember to check it regularly.

Osaka Metropolitan University Admission Guidelines Website (In Japanese only)

<https://www.upc-osaka.ac.jp/new-univ/admissions/>



June 2022

**Graduate School of Sustainable System Sciences  
Osaka Metropolitan University**

# Table of Contents

|                               |   |
|-------------------------------|---|
| <b>Admission Policy</b> ..... | 1 |
|-------------------------------|---|

## **Master's Program**

|  |    |
|--|----|
| Special Selection Procedure for International Students .....     | 3  |
| Master's Program Graduate Course Overview .....                  | 18 |
| List of Master's Program Faculty Member's E-mail Addresses ..... | 26 |

## **Doctoral Program**

|  |    |
|--|----|
| Special Selection Procedure for International Students .....     | 30 |
| Doctoral Program Graduate Course Overview .....                  | 42 |
| List of Doctoral Program Faculty Member's E-mail Addresses ..... | 48 |

|                                    |            |
|------------------------------------|------------|
| <b>Application Documents</b> ..... | Appendices |
|------------------------------------|------------|

- Application for Admission  
(Master's Program: Special Selection Procedure for International Students)  
(Doctoral Program: Special Selection Procedure for International Students)
- Examination Card (Both Programs)
- Photo Card (Both Programs)
- Research Plan (Both Programs)
- Confirmation of Preliminary Interview (Both Programs)

### <For Use in Application Qualification Screening>

- Application Qualification Screening Record (Both Programs)
- Research Progress Report (Doctoral Program only)

# **Admission Policy**

## **Division of Sustainable System Sciences,**

### **Graduate School of Sustainable System Sciences**

The development of science and technology, the globalization of production, distribution, and information communication, the progress of urbanization, and the transformation of local communities are characteristic of the modern world. While they bring benefits and conveniences, they also create crises due to increased conflicts and inequalities and changes in the natural environment, and are drastically changing human life.

In the midst of these large-scale and fundamental changes, social conflicts and injustices that existed in the past have become apparent, and with the addition of new contradictions, we are faced with a set of problems that are difficult to understand and respond to with our conventional knowledge and values. Social justice has become more difficult to achieve, and individuals are experiencing unknown anxieties and fears.

We are being challenged to make use of and transform the intellectual achievements of various sciences. In this era of transition experienced on a global scale, the most pressing issue is surely the creation of powerful and vigorous knowledge that can contribute to the realization of a sustainable society by identifying the meaning and contradictions of change and addressing issues from a global perspective, which should also lead to the revitalization of local communities.

In order to create such knowledge, it is necessary to examine the past and analyze the present from the perspective of viewing various aspects of human beings, society, nature, and science and technology as a system composed of diverse elements, and to envision the future.

The Graduate School of Sustainable System Science is responsible for fostering highly motivated intellectuals who will actively face these challenges, contribute to the deepening and development of various sciences, and endeavor to the realization of a sustainable society.

Accordingly, we are in search of students who:

1. Have basic research skills, interest in and understanding of research achievements in different fields, and the capability to apply their skills to specific problems, and an interest in and understanding of research outcomes in different areas.
2. Have the ability to think logically, and an inquiring mind grounded in a fair and multifaceted perspective.
3. Have a willingness and ambition to learn from the latest findings and have a proactive attitude towards realizing a sustainable society.

The Graduate School will make every effort to fulfill the above responsibilities through active exchange of knowledge as an academic institution open to the community and the world.

### **(Master's Program)**

The Master's Course fosters individuals who have both the ability to conduct advanced research in their own specialized fields and the ability to understand and collaborate with research in other fields, and who will contribute to the realization of a sustainable society by providing appropriate and effective solutions to problems in the real world. Therefore, the Master's Program in this division seeks students who:

1. Have basic research skills in one of the following fields: environmental studies, language and culture, human sciences, social welfare, clinical psychology, or human cognition and behavior, and the capability to apply their skills to specific problems, and an interest in and understanding of research outcomes in different areas.
2. Have the ability to think logically, and an inquiring mind grounded in a fair and multifaceted perspective.
3. Have a willingness and ambition to learn from the latest findings and have a proactive attitude towards realizing a sustainable society.

Based on the above, we will select students who have acquired the following abilities and aptitudes, namely those who:

1. Have taken a wide range of subjects in their undergraduate program and have demonstrated high academic ability.
2. Have acquired specialized knowledge and basic methodologies in environmental studies, language and culture, human sciences, social welfare, clinical psychology, or human cognition and behavior.
3. Have the ability to read and comprehend the literature in the relevant field.
4. Have the ability to think logically and have analytical skills necessary to conduct research.
5. Possess a strong motivation for research and have a positive attitude to realize a sustainable society.

### **(Doctoral Program)**

The doctoral course cultivates researchers, research professionals, and teachers who have the ability to plan and conduct advanced research in their own specialized fields and collaborate with researchers in other fields, and who will contribute to the realization of a sustainable society through research activities based in an overarching view of contemporary society. Accordingly, we are in search of students who:

1. Have research skills in environmental studies, language and culture, human sciences, social welfare, or psychology, and knowledge for engaging in interdisciplinary research by understanding of research outcomes in different areas.
2. Have an advanced logical thinking and analytical abilities as well as an inquiring mind grounded in a fair and multifaceted perspective.
3. Are strongly motivated to open up new areas of expertise and willing to contribute to the realization of a sustainable society through academic research.

Based on the above, we will select students who have acquired the following abilities and aptitudes, namely those who:

1. Have specialized knowledge in environmental studies, language and culture, human sciences, social welfare, or psychology.
2. Have acquired academic research methodologies in their own field of specialization.
3. Have the ability to understand the academic literature in their field of specialization and communicate with other researchers.
4. Have the advanced logical thinking abilities and analytical skills necessary for conducting academic research.
5. Are strongly motivated to discover problems and engage in research and have a proactive attitude toward contributing to the realization of a sustainable society.

# Master's Program

## Special Selection for International Students: Student Application Guidelines

### [1] Admission Spaces

| Division                    | Department                   | Admission Spaces |
|-----------------------------|------------------------------|------------------|
| Sustainable System Sciences | Environmental Sciences       | A few            |
|                             | Language and Culture         |                  |
|                             | Human Sciences               |                  |
|                             | Social Welfare               |                  |
|                             | Clinical Psychology          |                  |
|                             | Human Cognition and Behavior |                  |

### [2] Applicant Qualifications

Non-Japanese nationals who have or are expected to obtain by the time of enrollment a valid “Student” visa as defined by the Immigration Control and Refugee Recognition Act and meet one of the following criteria. Note that for individuals who have graduated from or who expect to graduate from a Japanese university, this process is limited to those who had been admitted or had transferred through special selection for international students.

- (1) Those who have completed 16 years of school education in foreign countries and those who are expected to complete their studies by September 30, 2022.
- (2) Those who have graduated from universities in Japan, or who are expected to graduate by September 30, 2022.
- (3) Those who have received a Bachelor's degree from National Institution for Academic Degrees and Quality Enhancement of Higher Education or who are expected to receive a degree by September 30, 2022.
- (4) Those who have completed in Japan a 16-year course offered by a foreign school through correspondence in Japan and those who are expected to complete their studies by September 30, 2022.
- (5) Those who have completed in Japan relevant courses designated separately by the Minister of Education, Culture, Sports, Science and Technology at an educational institution that is positioned within the school education system of the relevant foreign country as one that provides university courses <sup>(\*)1</sup>. This also includes those who are expected to complete their studies by September 30, 2022.

<sup>\*1</sup> This applies only to those who have completed 16 years of course work as part of school education in the relevant foreign country.

- (6) Those who were awarded a degree equivalent to a Bachelor's degree by completing a course with a study period of at least 3 years at a foreign university or other foreign school <sup>(\*)2</sup> and those who are expected to be awarded the degree by September 30, 2022.

<sup>\*2</sup> The comprehensive situation regarding educational research activities shall be limited to those who have been evaluated by the foreign government or persons recognized by related organizations or those designated by the Minister of Education, Culture, Sports, Science and Technology.

This includes completing in Japan, according to the information given above, the correspondence course offered by the relevant foreign school which is part of the education system of that foreign country.

- (7) Those who have completed specialized courses at an advanced vocational school <sup>(\*)3</sup> designated by the Minister of Education, Culture, Sports, Science and Technology after a date to be specified by the Minister, or who expect to do so by September 30, 2022.

<sup>\*3</sup> Limited to institutions requiring a minimum period of four years or longer for graduation, and which satisfy other conditions specified by the Minister.

- (8) Those who are designated by the Minister of Education, Culture, Sports, Science and Technology (February 7, 1953; Ministry of Education Notification No. 5).
- (9) Those who are recognized by the Graduate School as having graduated from a university through the qualification screening of applicants and those who have an academic ability equal to or beyond that of a university graduate and are also 22 years of age by September 30, 2022.
- (10) Those who are recognized by the Graduate School as having graduated from a university through the qualification screening of applicants and those who have an academic ability equal to or beyond that of a university graduate.

**Notes:**

- An Application Qualification Screening is required for applicants falling under numbers (9) and (10) above. Please refer to “3. Qualification Screening of Applicants.”
- Applicants who do not have or will not obtain a “Student” visa, please contact the Admissions Office (gr-nyu-sss@omu.ac.jp) by July 1, 2022, with your name and the department you are applying.

### [3] Qualification Screening of Applicants

Applicants corresponding to items (9) or (10) under Application Qualifications are requested to submit the following documents prior to applying. **Before submitting the documents, please consult with the faculty member you would like to be supervised by (See P.26).** Note that screening may not be able to take place if the submission package is incomplete. Please contact the office beforehand if you have any questions.

Applicants who meet the applicant qualifications (1) to (8) are not required to submit the documents for qualification screening.

[1] Documents to be Submitted

Please use the form provided by the Graduate School of Sustainable System Sciences. You can download the form from the University website.

○ Applicants corresponding to items (9) or (10) under Application Qualifications

1. Application Qualification Screening Record (Please use the form provided by the Graduate School of Sustainable System Sciences.)
2. Learning Outcomes Report (Approximately 2,000 characters in Japanese or 800 words in English).  
Format optional. Please describe what you have learned in the course of your studies and why it has inspired you to apply. In case you have continued studying after graduation, please describe the results of your subsequent learning activities.
3. Confirmation of Preliminary Interview (Please use the form provided by the Graduate School of Sustainable System Sciences.)

**Notes:**

- **Submission of documents in languages other than Japanese or English must be accompanied by translations into either English or Japanese.**
- If you are asked to submit additional documents by the graduate school, please follow the instructions promptly.

## [2] Submission Period

| Acceptance period   | Shipping address (Inquiries)   |
|---|--|
| <p>Tuesday, June 14 – Thursday, June 16, 2022</p> <p><u>Please send by registered mail and before the deadline.</u></p> | <p>OSAKA METROPOLITAN UNIVERSITY<br/>Admissions Office ( Nakamozu Campus )<br/>1-1 Gakuen-cho, Naka-ku, Sakai, Osaka 599-8531, Japan<br/>Tel:072-254-8319</p> <p>Documents must be sent by registered mail and must bear the following on the envelope in red ink: “Documents to apply for admission into the Graduate School of Sustainable System Sciences.”</p> |

Submissions may be made in person to the Admissions Office, 3rd floor, Block A3, Nakamozu Campus, within the application period indicated above and only between the hours of 10 a.m. to 5 p.m. Even when dropping off forms in person, please use an envelope and ensure it is sealed.

- Simplified examinations may be conducted as necessary.
- Prospective applicants will be notified of screening results prior to the beginning of the application reception period. Those deemed eligible to apply will be sent a “Certificate of Approval of Application Qualifications.”
- Individuals who undergo Qualification Screening of Applicants and are deemed eligible to apply to the 2022 Fall Term Admissions are exempted from Qualification Screening of Applicants in the second recruitments for the 2023 Spring Term for subsequent applications in the same department only.

## [4] Application Procedure

**Before submitting the documents, please consult with the faculty member you would like to be supervised by (See P.26).**

Please register your application after completing the consultation.

The application procedure will be conducted via the internet.

※Applicants from outside Japan (overseas) will be provided with separate information on application procedures and should contact the Admissions Office (gr-nyu-sss@omu.ac.jp) by July 1, 2022, with your name and the department you are applying.

## [1] Application Period

| Heading  | Period  |
|--|---|
| Online application registration                  | July 1, 2022, 10:00 – July 14, 2022, 17:00  |
| Submission of documents required for application | <p>Tuesday, July 12 – Thursday, July 14, 2022</p> <p>Postmarked by July 14, 2022 (Note)</p> <p><u>Please send by registered mail.</u></p> |

Note: For application documents sent from overseas by EMS, the date of arrival in a post office in Japan will be used as the standard date.

Submissions may be made in person to the Admissions Office, 3rd floor, Block A3, Nakamozu Campus, within the application period indicated above (except Saturdays and Sundays) only between the hours of 10 a.m. to 5 p.m. Even when dropping off forms in person, please use an envelope and ensure it is sealed.

## [2] Method of Application

Please follow Steps 1 – 6 below to submit your application.

|       |   |   |                |             |
|-------|---|---|----------------|-------------|
| Step1 | Advance Preparations  |   |                |             |
|       | PC or other Operating Environment   | • Applications can be registered from a PC, smartphone, or other device connected to the internet   |                |             |
|       | Printing Requirements   | • Print the documents that need to be mailed on A4 paper.   |                |             |
|       | Email Settings  | • A notification email will be sent when you register your application. Ensure that you have added @sak-sak.net to your safelist as an authorized sender so that you can receive emails from this domain.   |                |             |
|       | Documents Necessary for Application   | • Please refer to [4]Application Procedure [4] Application Documents and prepare them, so they may be submitted on time.  |                |             |
|       | Envelopes   | • Please prepare two types of envelopes:<br>① A commercially available rectangle-type No. 2 (24.0cm×33.2cm) for mailing application documents.<br>② A commercially available long-form No. 3 (12.0cm×23.5cm) with stamps worth 404 yen attached for sending the Entrance Examination Card |                |             |
| ▼     |   |   |                |             |
| Step2 | Accessing the Online Application Site   |   |                |             |
|       | • You can find the Online Application Site on the university website during the application registration period.<br>University Website<br>URL: <a href="https://www.upc-osaka.ac.jp/new-univ/admissions/g/exam_info/inet-apply.html">https://www.upc-osaka.ac.jp/new-univ/admissions/g/exam_info/inet-apply.html</a>  |   |                |             |
| ▼     |   |   |                |             |
| Step3 | Application Registration  |   |                |             |
|       | • Please read the “User’s Guide,” “Application Procedures,” and “Q&A” on the Internet Application Site before you register your application.<br>• Please verify all your entered information on the final confirmation screen, as you cannot change the input information after the application registration is completed.  |   |                |             |
| ▼     |   |   |                |             |
| Step4 | Payment of Examination Fee  |   |                |             |
|       | • Please pay the examination fee (30,000 yen) by any of methods (1)–(4), as per the instructions on the online application site. (See [4]Application Procedure [3] Examination Fee Payment Method)<br>• In addition to the examination fee, a handling fee (990 yen) is required.   |   |                |             |
|       | (1)   | (2)   | (3)            | (4)         |
|       | Credit card   | Convenience stores  | ATM (Pay-Easy) | Net banking |
| ▼     |   |   |                |             |
| Step5 | Printing the Application Confirmation Slip and Address Label  |   |                |             |
|       | • Please print it single-sided on A4-size white sheets of paper.<br>• Please complete printing within the registration period for the online application. You will not be able to print the application confirmation slip and address label after the registration period.  |   |                |             |
| ▼     |   |   |                |             |
| Step6 | Sending the Required Documents  |   |                |             |
|       | • Please send the application documents by simplified-registered mail (postmark valid). (See [4]Application Procedure [4] Application Documents)<br>• If you wish to submit the documents in person, please note the dates and times for submitting the documents.<br>• Application documents not submitted within the deadline will not be accepted. (See [4]Application Procedure [1] Application Period) |   |                |             |

## [3] Examination Fee Payment Method

The fees required for application registration are as follows.

- Admission certification fee ¥30,000
- Handling fee ¥990

Payment may be made through any of the following payment methods available. For detailed information on payment methods, please check the screen for the payment method selected on the “Select Payment Method” page of the online application site.

| Payment Method         | Handling Agency  |
|------------------------|--|
| (1) Credit card        | VISA, MasterCard, JCB, AMERICAN EXPRESS, Diners Club<br>Note: Only lump-sum payments are accepted.   |
| (2) Convenience stores | 7-Eleven, Lawson, Ministop, FamilyMart, Daily Yamazaki, Yamazaki Daily Store, Seicomart<br>Note: Only cash payments are accepted.  |
| (3) ATM (Pay-Easy)     | You can pay at ATMs in financial institutions that have the Pay-easy mark.   |
| (4) Net banking        | You can use the banking services of more than 1,000 banks across Japan, including major megabanks that support Pay-easy.<br>※To avail yourself of this method, you need to have signed up for net banking. |

## [4] Application Documents

After registering your application and paying the examination fee, please submit all the following documents within the submission period. Please download the designated form from the university website.

Ensure that you use a commercially available rectangle-type No.2 envelope (24cm x 33.2cm) with the following address label attached.

※Applicants who have undergone “3. Qualification Screening of Applicants” may omit documents that are duplicated in the Qualification Screening.

| Application Documents, etc. |   | Preparation Method, etc.   |
|-----------------------------|---|--|
| 1                           | Application Confirmation Form<br>(for submission to the university) | • After registering your online application and paying the examination fee, please print the application form on A4-sized paper from the online application site.  |
| 2                           | Address Label   | • After registering your online application and paying the examination fee, please print it on a piece of A4 paper from the online application site and paste it on the commercial rectangular No.2 envelope (24cm×33.2cm).  |
| 3                           | Application for Admission   | • Use the form provided by the Graduate School of Sustainable System Sciences.<br>• Paste the Photo (4cm×3cm) taken within 3 months.<br>• Fill in the Curriculum Vitae.  |
| 4                           | Entrance Examination Card   | • Use the form provided by the Graduate School of Sustainable System Sciences.   |
| 5                           | Photo Card  | • Use the form provided by the Graduate School of Sustainable System Sciences.<br>• Paste the Photo (4cm×3cm) taken within 3 months.   |
| 6                           | Research Plan   | • Please use the form provided by the Graduate School of Sustainable System Sciences.<br>• Please describe what you have learned about research areas that you wish to pursue, as well as the research topics and methodologies you plan to implement after admission. |

Human Cognition and Behavior  
Clinical Psychology  
Environmental Sciences

|    |  |  |   |
|----|--|--|---|
| 6  | Research Plan  | Social Welfare<br>Human Sciences<br>Language and Culture | <ul style="list-style-type: none"> <li>• Please use the form provided by the Graduate School of Sustainable System Sciences.</li> <li>• Please describe in Japanese what you have learned about research areas that you wish to pursue, as well as the research topics and methodologies you plan to implement after admission, using approximately 3,000 characters.</li> </ul>  |
| 7  | Graduation (Completion)<br>Certificate or Document Certifying<br>the Expectation Thereof<br><br>(Proof of Application<br>Qualifications) |  | <ul style="list-style-type: none"> <li>• Issued by the President, dean, or other academic official at your alma mater university (original copy).</li> <li>• For individuals who fall under Application Qualifications (3) this will be a Degree Certificate or a document attesting the expectation that such will be granted.</li> <li>• In case Graduation Certificates and Proof of Degree Certificates were issued separately, please submit both (original copies).</li> </ul>  |
| 8  | Academic Transcript  |  | <ul style="list-style-type: none"> <li>• Issued by the President, dean, or other academic official at your alma mater university (original copy).</li> <li>• Applicants from a technical college are asked to submit transcripts for both the regular course and their major.</li> <li>• In case that you were admitted by transfer, please also submit transcripts from the school at which you were enrolled prior to transferring.</li> </ul>  |
| 9  | Original TOEIC or TOEFL<br>Score Certificate   | Human Cognition and Behavior<br>Environmental Sciences   | <ul style="list-style-type: none"> <li>• For TOEIC Listening &amp; Reading Tests administered in or after April 2021, an original copy of a TOEIC Listening &amp; Reading Test OFFICIAL SCORE CERTIFICATE (TOEIC IP Tests are not acceptable), or a Test Taker Score Report for TOEFL-iBT.</li> <li>• Score sheets that have been downloaded (printed) from the website are not acceptable. Score certificates sent directly from ETS to the university are not acceptable. The original copy of the submitted score certificate will not be returned.<br/>※For any “Test Taker Score Report” for a TOEFL-iBT, only the Test Date Score is used as the application score (the MyBest™ score will not be used).</li> <li>• Score certificates from the TOEFL-iBT (Special) Home Edition will not be accepted.</li> <li>• If you are unable to submit a Score Certificate at the time of application, please submit a statement explaining why (format optional).</li> <li>• Even if you submitted a score certificate at the time of application, you will be allowed to resubmit with an updated certificate showing better results on the day of the examination.</li> <li>• If you have not yet submitted a score certificate or are submitting an updated certificate showing better results, please submit your original score certificate to the supervisor up to one hour before the start of the first period on the day of examination.</li> <li>• While you will be able to sit the examination even if you are unable to submit a score certificate, the score evaluation for the Results of External Examination segment will be 0.</li> </ul> |
| 10 | Graduation Thesis related<br>to your desired field<br><br>(Including theses to be<br>submitted)<br>or<br>Equivalent Academic Paper       | Human Cognition and Behavior<br>Environmental Sciences   | <p>For the Graduation Thesis related to your desired area of study or its outline (or equivalent academic paper or its outline):</p> <ul style="list-style-type: none"> <li>• Please provide six (6) copies of the paper and its outline, with the title and your name clearly marked.</li> <li>• For papers written in languages other than Japanese or English, <u>you must attach a translation into either English or Japanese.</u></li> </ul> <p>* Submitted copies of the Graduation Thesis, etc. will not be returned.</p>   |

|    |   |                                       |  |
|----|---|---------------------------------------|--|
| 10 | Graduation Thesis related to your desired field   | Clinical Psychology<br>Human Sciences | For the Graduation Thesis related to your desired area of study (or equivalent academic paper):<br>• Please provide six (6) copies of the paper, with the title and your name clearly marked.<br>• For papers written in languages other than Japanese, <u>you must attach a translation into Japanese.</u><br>* Submitted copies of the Graduation Thesis, etc. will not be returned.   |
|    | (Including theses to be submitted)<br>or<br>Equivalent Academic Paper   | Language and Culture                  | For the Graduation Thesis related to your desired area of study (or equivalent academic paper):<br>• Please provide six (6) copies of the paper, with the title and your name clearly marked.<br>• The equivalent academic paper should be at least 8,000 characters in Japanese or 2,000 words in English. For papers written in languages other than Japanese or English, <u>you must attach a translation into either English or Japanese.</u><br>* Submitted copies of the Graduation Thesis, etc. will not be returned. |
| 11 | Copy of the Residence Card (Both Sides)   |                                       | • Copies of both sides of the residence card<br>• Overseas residents are asked to submit a copy of their passport (page with face photo).  |
| 12 | Confirmation of Preliminary Interview   |                                       | • The Confirmation of Preliminary Interview signed by (or impressed with the seal of) the faculty member in your desired field. Please use the form provided by the Graduate School of Sustainable System Sciences.  |
| 13 | Envelopes for sending Entrance Examination Card (Applicable only for applicants residing in Japan)  |                                       | • Please write your name, address, and postal code on a commercial long-form No.3 envelope (12cm×23.5cm) and attach a stamp worth 404 yen.<br>Note: Even if the application documents have been submitted directly to the Admissions Office, including the envelope for sending the Entrance Examination Card.   |
| 14 | Certificate of Approval of Application Qualifications<br>(For those whose Application Qualifications have been approved by Qualification Screening of Applicants) |                                       | Please refer to “3. Qualification Screening of Applicants”   |

**Notes:**

- Changes to your application will not be accepted once it has been submitted.
- Original copies of certificates are required for application. Copies will not be accepted.

If you are unable to submit the original copy of any of the Application Documents certifying your Application Qualifications, you must present the originals of materials. Originals will be returned to you after they are checked. Please note that in the case of applications by mail, applicants are asked to write the name of the original they wish to be returned and to include a return envelope printed with your name and address together with sufficient postage for registered mail (or express registered mail).

- **Application documents in languages other than Japanese or English must be accompanied by translations into either English or Japanese.**
- If your name is different from the name that appears on your Graduation Certificate or Transcripts, etc. please submit a document certifying that fact (official family register, etc.).
- Submitted application materials will not be returned.

**[5] Notes for Applications**

- (1) Please complete all the procedures within [4]Application Procedure [1] Application Period registering applications, payment of examination fees, and mailing of application documents (by registered mail or brought in manually within the submission period).  
Please note that the application procedure is not completed merely by online registration and paying the examination fee.
- (2) Input of Applicant Information  
Please enter an address where you can receive mail when sending the Entrance Examination Card. If your address has changed since the announcement of successful applicants, please contact the Admissions Office (Tel:072-254-8319) or submit a change of residence notification to the post office.
- (3) You cannot change the details in the application once registration has been completed. If you notice a mistake before paying the

examination fee, please do not pay the fee, and begin registration again from the beginning. Additionally, you are not permitted to cancel an application once it has been accepted.

- (4) The “Application Receipt Number” listed on the application confirmation slip is not the examination number.
- (5) We cannot accept incomplete Applications for Admission. When registering the application, please ensure you include a contact number and email address where you can be reached, as we may contact you if the application is incomplete.
- (6) Once paid, the examination fee shall not be refunded except for the following reasons.

○Grounds for refund:

- If you paid the examination fee but did not apply,
- If the application documents are incomplete or otherwise unacceptable,
- In case of duplicate payment of examination fee.

Note: Please contact the Admissions Office within one month of the application deadline for information on obtaining a refund.

[6] Sending the Entrance Examination Card

Applicants who have completed the application process will be sent an “Entrance Examination Card” and “Examination Notes” by registered mail on July 26. If you have not received it by July 29, please contact the Admissions Office. (gr-nyu-sss@omu.ac.jp)

[7] Considerations for Examination

Persons with disabilities or in another situation that requires consideration for the examination, please contact the Admissions Office as soon as possible before submitting your application.

(Tel:072-254-8319, E-mail:gr-nyu-ask3@omu.ac.jp )

**[5] Examination Schedule**

| Department                   | Examination Schedule   |
|------------------------------|--|
| Environmental Sciences       | Tuesday, August 30, 2022   |
| Language and Culture         |  |
| Human Sciences               | Tuesday, August 30, 2022<br>Wednesday, August 31, 2022   |
| Social Welfare               | Tuesday, August 30, 2022   |
| Clinical Psychology          | Tuesday, August 30, 2022<br>Wednesday, August 31, 2022<br>*However, on 31st (Wed.), only those who pass the written exam will be accepted. |
| Human Cognition and Behavior | Tuesday, August 30, 2022   |

**Spare Date**

In case unexpected circumstances such as natural disasters, the above examination is postponed on the day shown below.

| Department                   | Examination Schedule        |
|------------------------------|-----------------------------|
| Environmental Sciences       | Wednesday, August 31,2022   |
| Language and Culture         |                             |
| Human Sciences               | Thursday, September 1, 2022 |
| Social Welfare               | Wednesday, August 31,2022   |
| Clinical Psychology          | Thursday, September 1, 2022 |
| Human Cognition and Behavior | Wednesday, August 31,2022   |

\* If an entrance examination cannot be held as planned due to natural disasters or other unavoidable reasons, we will post “an emergency notification” on our website. [<https://www.osakafu-u.ac.jp/> ]

**[6] Applicant Selection Method**

- (1) Screening of new students is conducted based on a combination of written and oral examinations, TOEIC or TOEFL scores (only in the departments of Environmental Sciences and Human Cognition and Behavior), research plans, graduation theses (except in the department of Social Welfare), and other submitted documents. In the department of Clinical Psychology, however, applicants who pass the written examination will be announced, and the oral examination will be given to those who pass the written examination.
- (2) Examinations will take place at Osaka Metropolitan University, Nakamozu Campus. Applicants will be notified about the details on the arrival time and location when the Entrance Examination Cards are issued.
- (3) Some applicants may be exempted from the written examination depending on the circumstances or document submitted. Those exempt from the written examination are still required to take the oral examination.
- (4) Oral Examinations may be carried out by web meeting systems.
- (5) Examination subjects and schedules are as follows:

| Department                   | Tuesday, August 30, 2022   |  | Wednesday, August 31, 2022  | Using Results of External Testing                                 |
|------------------------------|--|--|---|---|
|                              | 10:00~12:00  | 14:00~   | 10:00~  |   |
|                              | Specialized Subject  | Oral Examination   | Oral Examination  |   |
| Environmental Sciences       | See [Appendix] (P.13)  | Applicants will be asked about their Research Plan. (Conducted in Japanese or English) |   | Using the results of TOEIC or TOEFL tests taken after April 2021. |
| Language and Culture         | A written examination relating to the desired area of research. (Answers are required in Japanese. The examination includes Japanese texts on Language and Culture, and you are required to answer questions about the texts.)   | Applicants will be asked about their Research Plan. (Conducted in Japanese)            |   |   |
| Human Sciences               | See [Appendix] (P.13)  |  | Applicants will be asked about their Research Plan. (Conducted in Japanese)   |   |
| Social Welfare               | A written examination on Social Welfare.* (Answers are required in Japanese. The examination includes English texts on Social Welfare, and you are required to answer questions about the texts.)  | Applicants will be asked about their Research Plan. (Conducted in Japanese)            |   |   |
| Clinical Psychology          | A written examination pertaining to basic psychology or clinical psychology. (The test will be conducted in Japanese, and examinees are requested to answer in Japanese. Questions will assess the basic knowledge and application skills for engaging in psychological clinical practice in Japan.) |  | Interviews will be conducted in Japanese. Questions will be asked about the Research Plan. Japanese linguistic proficiency will be assessed to confirm the applicant is suitable for psychological clinical activities in Japan.<br><br>The oral examination will be given to those who pass the written examination. Those who have passed the written examination will be notified at the entrance of B3 Building by 6:30 p.m. on the 30th. |   |
| Human Cognition and Behavior | A written examination on Psychology, Human Informatics, and Architectural Environment. (Answers are required in Japanese. The examination includes English texts on Psychology, and you are required to answer questions about the texts.)   | Applicants will be asked about their Research Plan. (Conducted in Japanese)            |   | Using the results of TOEIC or TOEFL tests taken after April 2021. |

\* The timing of the oral examination for applicants exempted from the written exam is subject to variation. Applicants will be notified only if the schedule changes.

#### Notes:

\*Only one English dictionary (excluding electronic dictionaries) is allowed in the examination only in the specialized subject of the department of Social Welfare. If you need one, please bring your own.

**[Appendix]**

Those who apply for the departments of Environmental Sciences and Human Sciences should fill in the Examination Category on their Application for Admission.

**Environmental Sciences**

A written examination relating to the desired area of research. (Including questions in either Japanese or English)

Select one of the following examination categories (A to B) at the time of application. On the day of your examination, you will answer according to your examination category.

| Examination Category | Specialized Examination Subjects  |
|----------------------|---|
| A                    | Natural Environmental Sciences (Conservation Ecology, Landscape Planning, Public Health, Marine Environmental Studies, Environmental Chemistry, Geology, Plant Production Science, Urban Disaster Management, Design Science) |
| B                    | Environmental Social Sciences (Policy, Economics, Private Law)  |

**Human Sciences**


A written examination relating to the desired area of research. (Answers are required in Japanese. The examination includes English texts on Human Science, and you are required to answer questions about the texts)

Select one of the following examination categories (A to E) at the time of application. On the day of your examination, you will answer according to your examination category.

| Examination Category | Specialized Examination Subjects  |
|----------------------|---|
| A                    | Sociology, Human Geography, Cultural Anthropology   |
| B                    | Cultural History, Intellectual History  |
| C                    | Human Rights and Minority Studies (cross-methodological questions from the areas of related social thought, sociology of education, urban sociology, and modern and contemporary history will be posed) |
| D                    | Gender Studies／Sexuality Studies  |
| E                    | Pedagogy, Ethics, Philosophy  |

## [7] Announcement of Successful Applicants

### [1] Announcement of successful applicants

| Date and time of announcement       | Place of publication  |
|-------------------------------------|---|
| Tuesday, September 6, 2022 at 10:00 | <a href="https://www.upc-osaka.ac.jp/new-univ/admissions/g/exam_info/pass.html">https://www.upc-osaka.ac.jp/new-univ/admissions/g/exam_info/pass.html</a>  |

Successful applicants will be notified directly. The examination numbers of successful applicants will also be posted on the university website, from 10:00 on the day of the announcement to 17:00 on the seventh day from the announcement. Please note that the university will not respond to any inquiries regarding the results by telephone or other means.

### [2] Letter of Acceptance and Enrollment Procedure Documents

Successful applicants will receive the letter of acceptance along with the enrollment procedure documents via registered mail.

## [8] Enrollment Procedures

### [1] Date of Enrollment

September 24, 2022

\* However, the date of enrollment for individuals who earn application qualifications between September 24 and September 30, 2022 will be Saturday, October 1, 2022.

### [2] Enrollment Procedures

Tuesday, September 6 – Friday, September 16, 2022 Must arrive no later than this date.

If the documents arrive after Friday, September 16, they must be postmarked by Wednesday, September 14(\*)

The application must arrive by mail within this period.

(\*) Only in the case of simplified-registration express mail postmarked at a post office in Japan. For application documents sent from overseas by EMS or other methods, the date of arrival in a post office in Japan will be used as the date for consideration.

Submissions may be made in person to the Admissions Office, 3rd floor, Block A3, Nakamozu Campus, within the application period indicated above (except Saturdays and Sundays) only between the hours of 10 a.m. to 5 p.m.

Successful applicants will be notified of the details of the procedure.

Applicants who do not complete the Enrollment Procedures will be treated as having declined admission.

## **[9] School fees (Enrollment Fee and Tuition Fee)**

The current schedule is as follows, all of which are subject to revision.

[1] Enrollment Fee: Osaka residents and their children: 282,000 yen; Others: 382,000 yen

“Osaka residents and their children” shall apply to the following persons who have completed the prescribed procedures and have been approved.

Eligibility: Either the applicant or his/her parents who appear on the same family registry as the applicant must present a certificate of residence in Osaka Prefecture for at least one year prior to the date of admission (on or before September 24, 2021 for admission in September or October 2022). The same requirement applies to applicants who do not have Japanese citizenship.

\*Those who qualify for admission between September 24 and September 30, 2022, must have a certificate of residence in Osaka Prefecture continuously starting from a date that is before October 1, 2021. The same requirement applies to those who do not have Japanese citizenship.

- The enrollment fee must be paid by the time of the Enrollment Procedures using the designated bank transfer form.
- Payment of the enrollment fee is not sufficient to complete the Enrollment Procedures, and the enrollment fee must be paid before the Enrollment Procedures can be completed.
- After completing the enrollment procedures, the enrollment fee is not refundable even if the applicant declines admission.
- The university does not allow for deferrals of the entrance fee payment.

[2] Tuition fee [Annual amount] 535,800 yen

- Tuition is to be paid semi-annually in the amount equivalent to half of the annual tuition fee by direct debit from the bank account you register.
- The tuition fee will be debited from your bank account on May 27 for the first semester and October 27 for the second semester. If the debit date falls on a holiday of a financial institution, the debit date will be the next business day.
- For students who have applied for tuition reduction and exemption or are long-term study students, the amount of tuition fee and the date of withdrawal for the relevant year may differ from the above.

## **[10] Regarding the Long-Term Study System**

[1] Purpose

This system is intended for students for whom it will be difficult to complete a curriculum with a standard term of study (2 years for master's program) owing to various circumstances such as holding down a job, and makes it possible for them to obtain a degree by taking longer than the standard term to study in a planned fashion and complete the course.

[2] Applicant qualification

Individuals who meet any of the following conditions may submit the prescribed documents by the designated deadline to apply for long-term study.

- 1) Applicants who have a job (full-time and part-time employees as well as anyone else who earns their livelihood primarily by income generated thereby) and anticipate difficulties in completing their studies within the standard term.
- 2) Applicants who anticipate difficulties in completing their studies within the standard term owing to children, caregiving, or other responsibilities.
- 3) Applicants with other circumstances beyond their control who anticipate difficulties in completing their studies within the standard term.

[3] Term of study

This System allows students to complete a master's program in a period longer than usual. Master's program: The period can be extended from 2 years to 3 or 4 years.

After being accepted for long-term study, should that reason is resolved, the student can shorten their study period by submitting the “Application for Shortening the Period of Long-Term Study.”

[4] Tuition fees under the long-term study system (annual amount)

The fee shall be the figure obtained by multiplying the regular annual tuition fee by the number of years corresponding to the standard term of study, and dividing that by the number of years granted for long-term study. Additionally, if a reduction in the period of long-term study has been granted, the student must make up the difference from the original tuition fee. (Should tuition fees be revised while the student is enrolled at the university, the new tuition fees shall apply to enrolled students as well.)

[5] Submission deadline for long-term study requests

The deadline for pre-admission applicants is when you submit your application for admission. Please consult with the faculty member by whom you wish to be advised before submitting the application. Although applications submitted after enrollment are accepted, the period of long-term study is limited to one year and cannot be started in the middle of the academic year. If you wish to apply for a long-term study after your enrollment, please consult with your academic advisor and apply by the end of January of the year you will start your long-term study if you are enrolled in the spring, or by the end of July of the year you will start your long-term study if you are enrolled in the fall. Permission for long-term study will be granted by the President after discussion by the faculty of the Graduate School.

[6] Permission for long-term study

Applicants who submitted the request will be contacted after a decision has been made.

[7] Please direct all inquiries and submissions regarding long-term study to the Education Affairs Division at the Osaka Metropolitan University, Nakamozu Campus (E-mail: [gr-kyik-sss-gs@omu.ac.jp](mailto:gr-kyik-sss-gs@omu.ac.jp)).

**Note:** Applicants who wish to apply for long-term study should consult beforehand with their prospective supervising faculty member.

## [11] Other

[1] Handling for the Protection of Personal Information

- (1) The names, addresses, and other personal information submitted at the time of application will be used solely to conduct the admission process, prepare for admission, prepare statistical materials, and provide information on individual results. However, we may use applicants' examination results in connection with the educational purposes and student life at this university.
- (2) In the event that the university outsources the computerized processing of personal information to a third party in order to carry out the operations of the university, a contract will be made with the third party stating that information will be protected and handled in accordance with the Act on the Protection of Personal Information and the Osaka Prefecture Personal Information Protection Ordinance.

[2] Providing Information on Individual Results

Information on individual results will be provided as follows.

(1) Period

November 1, 2022, 10:00 – November 30, 2022, 17:00

(2) Eligible Persons

Only the examinees themselves.

(3) Method of Request

Access the following URL and follow the on-screen instructions to enter the required information.

[https://www.upc-osaka.ac.jp/new-univ/admissions/g/exam\\_info/score.html](https://www.upc-osaka.ac.jp/new-univ/admissions/g/exam_info/score.html)

- A. If you wish to receive information on your individual result, please make sure to register your four-digit score disclosure PIN at the time of application. This can only be created during application registration. The PIN will be printed on the application confirmation slip (your copy), but please handle it with care.
- B. For the password for result disclosure, please enter your score disclosure PIN registered at the time of application, followed by your

examination number.

For example, if your score disclosure PIN registered during application is “1230,” and your examination number is “987654,” the password will be “1230987654.”

C. You will need to enter your date of birth for identification.

[3] The second semester starts from September 24, 2022 and the classes are open for those admitted in October 1, 2022.

[4] Licensed Psychologists

Please note that in order to be qualified for the Licensed Psychologist examination, you must have completed the undergraduate curriculum designated by the Ministry of Education, Culture, Sports, Science and Technology (MEXT) and the Ministry of Health, Labour and Welfare (MHLW).

[5] In the event that the entrance examination cannot be conducted as planned due to a natural disaster, etc., an “Emergency Notice” will be published on the university's website, so be sure to check it.

<https://www.upc-osaka.ac.jp/new-univ/admissions/g/news/>

[6] If an applicant is found to have made a false statement in the Application for Admission or has committed unfair practices during the examination, the university may revoke their acceptance even after the applicant has been admitted.

[7] OMU (Osaka Metropolitan University) stipulates the regulations for security export control in accordance with the Foreign Exchange and Foreign Trade Act, and strictly reviews all items and technologies to be exported from the university. If you have conflict of interest with any regulations set by OMU, you may not be eligible for education and research of OMU.

## **[12] Inquiries**

For additional information and clarifications, please contact the Admissions Office at the following address:

Osaka Metropolitan University, Nakamozu Campus

1-1, Gakuen-cho, Naka-ku, Sakai, Osaka, 599-8531, Japan

Tel:072-254-8319

# Overview of the Sustainable System Sciences Master's Program

## Graduate School of Sustainable System Sciences

Our graduate school fosters researchers and specialists, providing them with a bird's-eye view of contemporary society. Students are encouraged to deepen their own research specialization, and work to address the issues of sustainability in cooperation with other fields. The graduate school is dedicated to creating interdisciplinary research and education opportunities.

## [Department of Environmental Sciences]

We conduct education and research to unravel the multilayered connections between people and nature that extend to the local, national, and international levels, and to acquire the ability to solve these problems by utilizing not only technology, but also knowledge of the social sciences, such as law and economics. In the master's program, students are expected to contribute to the construction of a sustainable society through their commitment to adopting an ethical approach and by using their specialized knowledge and skills.

▶▶▶ Faculty Members in Charge of the Master's Program (as of April 2022)

< Natural Environmental Sciences >

| Name                                 | Research Area                                      | Research Summary  |
|--------------------------------------|--|---|
| AKUI Kohei<br>(Assistant Professor)  | Environmental Design,<br>Urban Planning and Design | Urban planning and design for realization of urban structure/<br>Urban space planning and design/<br>Landscape planning and design/<br>Landscape theory/<br>Urban formation history   |
| IKUTA Eisuke<br>(Professor)          | Urban Disaster Management                          | Housing damage caused by earthquake/<br>Human casualties due to disasters/<br>Community-based disaster management/<br>Evacuation behavior/<br>Disaster education  |
| ITOH Yasuto<br>(Professor)           | Geology  | Research of the tectonic processes on convergent plate margins/<br>Assessment of active faults based on geophysical methods/<br>Paleoenvironmental analyses related to mass extinction events/<br>Stratigraphy of Neogene systems   |
| OTSUKA Koji<br>(Professor)           | Marine Environment                                 | Restoration of coastal environment/<br>Enhancement of material circulation using marine biomass/<br>Multiple utilization of deep ocean water/<br>Inclusive impact evaluation using economy-ecology conversion factor  |
| OHYAMA Katsumi<br>(Professor)        | Plant Production Science                           | Energy and mass balance analyses in plant production systems including plant factories (vertical farms)/<br>Improvement of productivity in plant production systems/<br>Development of environmental measurement and control systems/<br>Responses of plants to environmental factors |
| OKITSU Kenji<br>(Professor)          | Environmental Chemistry                            | Development of water treatment technology using physicochemical techniques/<br>Study on synthesis and application of functional nanomaterials/<br>Development of sonochemical reactions and sonoprocesses   |
| KURODA Kana<br>(Associate Professor) | Marine Environment                                 | Sustainable material cycle system between land and sea: Utilization of marine biomass/<br>Evaluation method using exergy/<br>Environmental awareness/<br>Sustainable fishery and fish-eating  |
| SHIMOMURA Yasuhiko*<br>(Professor)   | Environmental Planning                             | Landscape planning and design in urban and surrounding area/<br>Green space planning based on the nature and culture, social condition/<br>Ecological landscape planning  |

| Name  | Research Area   | Research Summary  |
|---|---|---|
| TAKENAKA Norimichi<br>(Professor)           | Environmental Chemistry<br>Multi-Phase Chemistry      | Study on reactions during phase change / Study on behavior of nitrogen compounds in the environment / Developments of new analytical methods, reactions and measurements for trace amounts of substances / Investigation of environmental effects of biodiesel fuel utilization       |
| NAKAYAMA Yuichiro<br>(Professor)            | Weed Science,<br>Environmental Biology                | Ecology and evolution of weedy plants / Measures against invasive alien plants in alpine ecosystems / Conservation of endangered plants and vegetation management in urban rivers and green spaces  |
| HANAMURA Chikahiro<br>(Associate Professor) | Transscape Theory<br>Life Symbology<br>Design Science | Landscape and Architecture Design / Design for physical and psychological perspectives to environment / Practices for Transform interactions between human and environment by contemporary arts / Studies for the process about shape transformation of natural and social phenomenon |
| FUJII Yusuke<br>(Assistant Professor)       | Atmospheric Environment                               | Analysis and evaluation of environmental impact related to air pollution based on field / Laboratory experiment   |
| HOSHI Hidenobu<br>(Associate Professor)     | Public Health   | Study on human-animal coexistence / Proper management of free-roaming cats / Food safety of game meat / Animal repellents   |

The faculty staff member marked with \* will retire on March 31,2023.

< Environmental Social Sciences >

| Name  | Research Area                       | Research Summary   |
|---|-------------------------------------|--|
| ENDO Takahiro<br>(Professor)                | Environmental Policy                | Analysis on institutional solutions against water issues such as flood, water shortage and water pollution   |
| SUMIDA Morimichi<br>(Associate Professor)   | Law of Torts                        | Evaluation for extra-patrimonial losses in personal injury law (Japanese and French)   |
| CHIBA Tomoyo<br>(Associate Professor)       | Environmental Policy and Governance | Legal and policy frameworks and governance for managing marine litter in Japanese remote islands / Groundwater policy and governance / Consensus building for the resolution of environmental problems |
| TEMBATA Kaori<br>(Associate Professor)      | Environmental Economics             | Climate change adaptation / Socioeconomic impact of natural disasters / Empirical study on environmental issues and policy / Impact of economic instruments in environmental policy                    |
| NISHIKAWA Hironobu<br>(Associate Professor) | History of Economic Doctrines       | J. M. Keynes / History of Macroeconomic Policy / History of Macroeconomics / History of Monetary Economics / History of Controversies on Monetary Systems  |
| FURUKAWA Tomoo<br>(Associate Professor)     | Corporate Law<br>Securities Law     | Authority and Responsibility in Corporate Activity / Corporate Governance / Responsibility of Directors in M&A / Fairness in Securities Market   |
| YOSHIKAWA Takeshi<br>(Associate Professor)  | Industrial Organization             | Mixed Oligopoly / Privatization / Advertising / Entry Regulation / Corporate Social Responsibility   |

**[Department of Language and Culture]**

Our department conducts multifaceted research on various issues related to languages and cultures. We foster the development of high levels of expertise so that students have the resources to serve as leaders in an information society and active participants within the global community.

▶▶▶ Faculty Members in Charge of the Master's Program (as of April 2022)

| Name                                       | Research Area                                     | Research Summary  |
|--|---|---|
| AOKI Shizuko**<br>(Professor)              | Japanese Heian Literature                         | Research into <i>Monogatari</i> and <i>Waka</i> on Heian period and the history of their appreciation and annotation  |
| OKUMURA Kazuko<br>(Associate Professor)    | Japanese linguistics                              | The history of Japanese phonetics with a focus on accent  |
| SOUDA Hiroaki<br>(Professor)               | American literature                               | Southern American Literature specializing in William Faulkner / Contemporary American Literature  |
| TAKAGI Sachiko<br>(Professor)              | Discourse studies<br>Sociolinguistics             | Research into the mechanisms of transmission and interpretation of meaning / Clarification of hidden messages and ideologies in discourse   |
| TANAKA Mitsuko<br>(Associate Professor)    | Foreign language education<br>Applied linguistics | Psychology of foreign language learners (motivation) / Classroom-based performance assessments in foreign language learning   |
| TOKUNAGA Anne<br>(Professor)               | English education                                 | Applied Linguistics / English Education / Systemic Functional Linguistics   |
| NAKAMURA Naoko<br>(Associate Professor)    | German linguistics                                | Research into German compound verbs and orthography / The German orthography reform / Relationship between linguistic phenomena and society                                       |
| NISHIO Junji<br>(Professor)                | Japanese linguistics<br>Sociolinguistics          | Politeness research / Studies on the social functions of the Japanese language / Studies of Japanese dialects   |
| NISHIDA Masahiro<br>(Professor)            | Japanese Early Modern Literature                  | Research into the history of Japanese cursive scripts with a focus on <i>Waka</i> (Japanese traditional poetry)   |
| MIYAHATA Kazunori<br>(Associate Professor) | Cognitive semantics                               | Research into (1) the polysemantic structure of Japanese and English vocabulary; (2) the mechanism of human cognition on the meaning and interpretation of linguistic expressions |
| MORITA Kohei<br>(Associate Professor)      | Japanese linguistics                              | Research into meanings and functions of non-finite forms ( <i>Chushikei</i> ) of Japanese verbs   |
| YAMASAKI Masazumi<br>(Professor)           | Modern Japanese literature                        | Research into (1) Dazai Osamu, <Zainichi> literature and other works; (2) the relationship between literature and the state, nation, and capital after the Meiji era              |
| YANG Jinsuk<br>(Associate Professor)       | Sociolinguistics                                  | The relationship between English and social structure / Language Policy   |

The faculty staff member marked with \*\* will retire on March 31, 2024.

### [Department of Human Sciences]

Our department allows students to enroll in theme-oriented course work in order to carry out cross-disciplinary research involving areas such as gender studies, social theory, educational theory, cultural & historical studies, cultural anthropology, and sociology.

▶▶▶ Faculty Members in Charge of the Master's Program (as of April 2022)

< Sociology, Human Geography, Cultural Anthropology >

| Name                                   | Research Area   | Research Summary   |
|--|---|--|
| AKIBA Yutaka**<br>(Professor)          | Sociology of Religion<br>Comparative Sociology                                    | Research and Study in Japanese New Religion spreading over Christian Societies   |
| UEMURA Takahiro<br>(Professor)         | Social Systems Theory,<br>History of Sociology                                    | Theories of Social Systems, Classical and Contemporary Theories of Sociology, Socio-cultural Study on Modernity and Mobility   |
| KUDO Koji<br>(Associate Professor)     | Sociology of Social<br>Problems and Deviant<br>Behavior,<br>Educational Sociology | Studies of "FUTOKO"(school refusal) and "HIKIKOMORI"(social withdrawal) by social constructionism  |
| FUKUDA Tamami<br>(Professor)           | Cultural Geography  | Studies on geographies of home, art and geography, sports and urban space/Geographical thoughts  |
| FUJITA Wataru<br>(Associate Professor) | Environmental<br>Sociology/<br>Anthropology                                       | Study on socio-political dynamics concerning sustainable natural resource use in Southeast Asia/Impact of industrial crops to local socio-ecological systems/Power relationship of scientific knowledge and local communities' resistance against it |
| MIZUNO Masahiko<br>(Professor)         | Economic Geography  | Economic geography of knowledge, interfirm networks and industrial clusters  |
| MIYAWAKI Yukio**<br>(Professor)        | Environmental<br>Anthropology   | Studies on transformation of political economy of peripheral states under the influence of globalization, transformation of natural resource utilization, culture and ethnic identity of minority peoples /Studies on agro-pastoralists in Ethiopia  |

The faculty staff member marked with \*\* will retire on March 31,2024.

< Cultural History, Intellectual History >

| Name                                      | Research Area   | Research Summary  |
|---|---|---|
| IKEHIRA Noriko<br>(Associate Professor)   | Chinese Intellectual<br>history                           | Interactions between the Three Teachings(Confucianism, Buddhism and Daoism) from the Six Dynasties to the Sui Tang Periods/<br>Interactions between the Chinese Buddhist Apocrypha and the Daoist Canon |
| SAKURAI Toshiro<br>(Professor)            | Chinese History   | Studies on administrative document system of Ming Qing dynasty<br>/Studies on northern border defense at the end of Ming period   |
| SASAKI Hiromitsu<br>(Associate Professor) | Western History   | Studies on German Jewish history, philanthropic ideas and practices under a variety of denominations in early modern era and intellectual history   |
| SANTO Isao<br>(Professor)                 | Japanese Linguistics/<br>Japanese Intellectual<br>History | Sinological, national, and western thoughts of languages in early modern Japan/ Studies on national languages in modern Japan/<br>Studies on Japanese as the immigrant language                         |
| SUMITOMO Akifumi<br>(Professor)           | Japanese modern<br>history                                | 'Taisho Democracy' /Discourses on <i>Kokutai</i> /History of Japanese nuclear development   |
| MAEGAWA Masayuki<br>(Professor)           | History of social<br>thought                              | History of social and political thought in the West and modern Japan.   |

< Human Rights / Minority Studies (Thought, Education, History, Contemporary Society) >

| Name                                      | Research Area                                 | Research Summary  |
|---|---|---|
| SAKAI Takashi<br>(Professor)              | Urban theory,<br>History of social<br>thought | Urban society, Urban culture, Urban history / Power, Violence,<br>War, etc.   |
| NISHIDA Yoshimasa<br>(Professor)          | Sociology of Education<br>Social Exclusion    | Childhood poverty and exclusion within school / Neighborhood<br>effect / Urban poverty  |
| HIROOKA Kiyonobu<br>(Associate Professor) | Cultural History,<br>Minority Studies         | Historical studies related in discriminations, racism, and human<br>rights as cultural, economic and political systems in modern and<br>contemporary societies such as Buraku Issue in Japan, Korea and<br>Manchuria under the colonial rule of Japanese Empire, and<br>Japanese Immigrants in America. |

< Gender Studies / Sexuality Studies >

| Name                                     | Research Area                              | Research Summary   |
|--|--|--|
| INUI Junko<br>(Associate Professor)      | Family Sociology<br>Gender Studies         | Gender division of labor and its transformation / Social<br>consciousness / Care work (housework, nursing care) / Women's<br>labor / Family transformation / Quantitative analysis |
| NAITO Yoko<br>(Associate Professor)      | Gender Studies, Politics<br>and Philosophy | Feminist thought / Political thought / Ethics of care / Gender<br>history / Studies on female body and subjectivity  |
| HIGASHI Yuko<br>(Professor)              | Sexology / Sexuality<br>and Gender Studies | Sexual Health and Sexual Rights / Autonomy and Bodily Integrity<br>/ Comprehensive Sexuality Education   |
| FURUKUBO Sakura<br>(Associate Professor) | Gender Studies /<br>Women's Studies        | Modern Women's History in Japan / Gender Equality Education<br>Research / The problem of socially disadvantaged women  |

< Pedagogy, Ethics, Philosophy >

| Name                                     | Research Area   | Research Summary  |
|--|---|---|
| II Naohiro**<br>(Professor)              | Children's Right<br>Right to Learn<br>UNESCO Education<br>Social Studies              | My research is to build education and law systems as human rights<br>for a sustainable society. / to create new practices of social studies<br>for Sustainable development. / to promote UNESCO ASPnet. |
| UEGAKI Takahide<br>(Associate Professor) | Environmental<br>Philosophy,<br>Contemporary Human<br>Studies                         | Theory of environment / Theory of sustainability / Theory of<br>human ontology / Philosophy of trust  |
| MORIOKA Jiro<br>(Associate Professor)    | Philosophy of<br>Education<br>History of Educational<br>Thought                       | Studies on the concept of "others" in education / Studies on<br>discourse and practice in education and welfare   |
| YAMAMOTO Yumiko<br>(Associate Professor) | Theories of Bioethics,<br>Sociology of Medicine,<br>Science and<br>Technology Studies | Ethics and Philosophy of life / Sexual and Reproductive Ethics,<br>Technology and Society / Medical Research Ethics (animals,<br>humans, war)   |
| YOSHIDA Atsuhiko<br>(Professor)          | Philosophy of<br>Education, Educational<br>Theory                                     | Martin Buber's philosophy of dialogue and education / Holistic<br>approaches in Education / Alternative Education   |

The faculty staff member marked with \*\* will retire on March 31, 2024.

## [Department of Social Welfare]

Our department offers opportunities to study and conduct research on both theories and methodologies of social welfare, social work, social policies, social systems, and other related areas that affect people's lives and well-being.

### ▶▶▶ Faculty Members in Charge of the Master's Program (as of April 2022)

| Name                                       | Research Area  | Research Summary   |
|--|--|--|
| ITO Kayoko<br>(Professor)                  | Child and Family Welfare,<br>Social care for children              | International comparison on social care / Social work, care work and residential work in children's care / Support for foster family (fostering) / Support for young people with experience of social care |
| KISO Yoko<br>(Associate Professor)         | Early Childhood Care and<br>Education<br>Development Support       | Support and childcare for children with disabilities and their families / Training for nursery school teachers and prevention of early turnover of them / Childcare support in the community               |
| KOJIMA Akiko<br>(Professor)                | Principles of Social<br>Welfare<br>Philosophy of Social<br>Welfare | Values and ethics in social work / Philosophical issues in social work / Gender issues in the social welfare field   |
| SAGA Yoshiko<br>(Associate Professor)      | Social Assistance<br>Social Policy                                 | Anti-poverty policies / Social assistance in Japan and Germany   |
| JEON Hong Gyu<br>(Professor)               | Social Inclusion<br>Social Development                             | Poverty and Exclusion in East Asia, Productivist models of Social Policy / Action Research on Social Development and Social Investment   |
| SUMIDA Yoshimi<br>(Professor)              | Medical social work,<br>Social dentistry                           | Social work in health care / Frailty・Oral frailty / Support for people with illness in order to live without losing one's identity   |
| SEKIKAWA Yoshitaka*<br>(Professor)         | Social Welfare Laws  | Legal issues in social welfare field / Legal reform of social welfare corporation system   |
| TAGAKI Masakuni<br>(Professor)             | Disability research<br>Qualitative methodology                     | Psychosocial issues of people with physical disabilities / Action research on municipal disability policy / Qualitative methodology on disability research   |
| HIGASHINE Chiyo<br>(Lecturer)              | Community-based<br>Welfare   | Study on welfare activities based on small regions / Study on municipal policies for voluntary sector  |
| MATSUDA Hiroyuki<br>(Associate Professor)  | Principles of Social Work  | Study on alternative approaches to social work practice / Study on self-help groups / Autoethnography  |
| MITA Yuko<br>(Associate Professor)         | Welfare for the disabled<br>Mental Health                          | Study on advocacy for people with intellectual, psychiatric disabilities   |
| YAMANO Noriko<br>(Professor)               | Child and Family Welfare<br>School Social Work                     | Study on school social work, child poverty, and child abuse prevention network   |
| YOSHITAKE Shinji<br>(Professor)            | Health Welfare<br>Health Education Sports<br>Science               | Study on effective health promotion behaviors and training methods   |
| YOSHIDA Naoya<br>(Associate Professor)     | Pedagogical anthropology<br>Early Childhood Care and<br>Education  | Study on curriculum of early childhood education / Training for nursery school teachers  |
| YOSHIHARA Masaaki<br>(Associate Professor) | Social Policy and<br>Administration                                | Services for people living with dementia in Japan and in Sweden / Service planning and implementation in municipalities / Person-Centered Care   |

The faculty staff member marked with \* will retire on March 31, 2023.

### [Department of Clinical Psychology]

Our department adopts the viewpoint that the psyche works in close interaction with natural and social environments, which transcend the traditional framework of human science. We examine the relationship between the psyche and its surrounding environment from a trans-regional perspective with the object of fostering clinical psychologists who will have the skills to cope with a range of diverse psychological issues in the 21<sup>st</sup> century. Graduates are expected to work in the field of mental health as professionals, and as such, the curriculum is an accredited course of study for certification as clinical psychologists.

#### ▶▶▶ Faculty Members in Charge of the Master's Program (as of April 2022)

| Name                                     | Research Area                          | Research Summary  |
|--|--|---|
| KATAHATA Mayumi<br>(Associate Professor) | Clinical Psychology                    | Study on Imagery Experiences and Expression in Play Therapy and Psychotherapy Process/Bodily Senses in Sandplay, Story, Drawing in Psychotherapy  |
| KAWAHARA Toshihisa**<br>(Professor)      | Clinical Psychology                    | Study on Images of Dream, Drawing, Sand-Play Emerging in Psychotherapy/Study on Therapeutic Meanings of Body-Complains and Body-Senses in Psychotherapy/Study on Therapeutic Agency through Images and Body |
| KAWABE Tetsuya<br>(Associate Professor)  | Clinical Psychology                    | Psychological Study on Subjective Experiences (Déjà vu Experiences etc.)/Psychological Effects of the Extreme Physical Environment/Study of Autobiographical Memory and Developmental Disorder              |
| SOUDA Junji<br>(Professor)               | Psychopathology<br>Clinical Psychology | Study on Psychopathology of Mental Disorders; Schizophrenia, Depression, Borderline Case etc./Study on Process of Projective Identification in Psychoanalytic Psychotherapy                                 |
| TAKAHASHI Koji<br>(Associate Professor)  | Clinical Psychology                    | Study on Creativity of Image and Physicality through Process of Psychotherapy/Group Approach through Expressing Images/Psychotherapy in Educational Environment   |

The faculty staff member marked with \*\* will retire on March 31, 2024.

### [Department of Human Cognition and Behavior]

Our department conducts research and education in areas related to human cognition and behavior with a focus on basic experimental psychology. It cultivates the ability to work toward solutions to the many complex issues facing modern society arising from the human mind. Research areas include cognitive psychology, cognitive informatics, developmental and educational psychology, adolescent psychology, gerontological psychology, emotional psychology, social psychology, and environmental psychology.

#### ▶▶▶ Faculty Members in Charge of the Master's Program (as of April 2022)

| Name                                    | Research Area                                      | Research Summary  |
|---|--|---|
| IDE Wataru*<br>(Professor)              | Social Psychology,<br>Organizational<br>Psychology | Organizational behavior/Performance appraisal/Work motivation/Social cognition.   |
| IWASA Kazunori<br>(Associate Professor) | Emotion Science,<br>Clinical Psychology            | Function of emotions/Psychophysics of material perception/Psychological assessment/Experimental abnormal psychology/ Psychological practice for chronic illness   |
| OKAMOTO Masahiko<br>(Professor)         | Learning Science,<br>Developmental Science         | Cognitive and developmental processes for numbers/ Metacognition/ Cognitive and metacognitive process in arithmetic word problem solving/ Learning support system for mathematics/ Development of a system for co-construction of knowledge/ Development of gesture |

| Name                                     | Research Area                                     | Research Summary   |
|--|---|--|
| KAWANO Naoko<br>(Associate Professor)    | Geropsychology,<br>Clinical Psychology            | Psychological assessment／Cognition in elderly adults and patients with mental disorders／Characteristics of elderly drivers<br>／Clinical geropsychology for persons with dementia and MCI |
| KAWAMURA Yuta<br>(Associate Professor)   | Social Psychology,<br>Evolutionary<br>Psychology  | Reputation／Altruism／Prosocial Behavior／Social Cognition／<br>Empathy  |
| TOBITA Kunihiro<br>(Associate Professor) | Environmental<br>Psychology,<br>Built Environment | Response of human thermoregulation to changes in<br>environmental conditions／Thermal comfort／Prevention of heat<br>related illness   |
| NOTSU Akira<br>(Professor)               | Cognitive Informatics,<br>Soft Computing          | Cognitive model and learning algorithm／Agent-based modeling<br>and simulation／Optimization algorithm   |
| HATANO Kai<br>(Associate Professor)      | Personality Psychology,<br>Adolescents Psychology | Identity／Personality／Motivation／Psychosocial functioning   |
| MAKIOKA Shogo<br>(Professor)             | Cognitive Psychology<br>Cognitive Science         | Synesthesia／Visual word recognition／Unconscious processing<br>／Memory／Language acquisition／Neural networks   |

The faculty staff member marked with \* will retire on March 31,2023.

## List of Master's Program Faculty Member's E-mail Addresses

\* Replace [at] with @.

### [Department of Environmental Sciences]

#### <Natural Environmental Sciences>

| Name                                     | E-Mail address            |
|--|---------------------------|
| AKUI Kohei (Assistant Professor)         | akui[at]omu.ac.jp         |
| IKUTA Eisuke (Professor)                 | ikuta[at]omu.ac.jp        |
| ITOH Yasuto (Professor)                  | yasuto.ito[at]omu.ac.jp   |
| OTSUKA Koji (Professor)                  | otsuka[at]omu.ac.jp       |
| OHYAMA Katsumi (Professor)               | ohyama[at]omu.ac.jp       |
| OKITSU Kenji (Professor)                 | okitsu[at]omu.ac.jp       |
| KURODA Kana (Associate Professor)        | kuroda.kana[at]omu.ac.jp  |
| SHIMOMURA Yasuhiko (Professor)           | simomura[at]omu.ac.jp     |
| TAKENAKA Norimichi (Professor)           | takenaka-nor[at]omu.ac.jp |
| NAKAYAMA Yuichiro (Professor)            | uja[at]omu.ac.jp          |
| HANAMURA Chikahiro (Associate Professor) | z21723p[at]omu.ac.jp      |
| FUJII Yusuke (Assistant Professor)       | fujii.yusuke[at]omu.ac.jp |
| HOSHI Hidenobu (Associate Professor)     | hhoshi[at]omu.ac.jp       |

#### <Environmental Social Sciences>

| Name                                     | E-Mail address                       |
|--|--------------------------------------|
| ENDO Takahiro (Professor)                | endo[at]omu.ac.jp                    |
| SUMIDA Morimichi (Associate Professor)   | Please contact the Admissions Office |
| CHIBA Tomoyo (Associate Professor)       | t.chiba[at]omu.ac.jp                 |
| TEMBATA Kaori (Associate Professor)      | tembata[at]omu.ac.jp                 |
| NISHIKAWA Hironobu (Associate Professor) | hiro-nishikawa[at]omu.ac.jp          |
| FURUKAWA Tomoo (Associate Professor)     | tfurukawa[at]omu.ac.jp               |
| YOSHIKAWA Takeshi (Associate Professor)  | t.yoshikawa[at]omu.ac.jp             |

### [Department of Language and Culture]

| Name                                 | E-Mail address            |
|--------------------------------------|---------------------------|
| AOKI Shizuko (Professor)             | shiz[at]omu.ac.jp         |
| OKUMURA Kazuko (Associate Professor) | okuk[at]omu.ac.jp         |
| SODA Hiroaki (Professor)             | sodahiroaki[at]omu.ac.jp  |
| TAKAGI Sachiko (Professor)           | stakagi[at]omu.ac.jp      |
| TANAKA Mitsuko (Associate Professor) | mtanaka[at]omu.ac.jp      |
| TOKUNAGA Anne (Professor)            | annetokunaga[at]omu.ac.jp |
| NAKAMURA Naoko (Associate Professor) | nkmr_na[at]omu.ac.jp      |

| Name                                    | E-Mail address        |
|---|-----------------------|
| NISHIO Junji (Professor)                | njunji[at]omu.ac.jp   |
| NISHIDA Masahiro (Professor)            | nymar[at]omu.ac.jp    |
| MIYAHATA Kazunori (Associate Professor) | kazm[at]omu.ac.jp     |
| MORITA Kohei (Associate Professor)      | khmorita[at]omu.ac.jp |
| YAMASAKI Masazumi (Professor)           | yms[at]omu.ac.jp      |
| YANG Jinsuk (Associate Professor)       | yang[at]omu.ac.jp     |

**[Department of Human Sciences]**

&lt; Sociology, Human Geography, Cultural Anthropology &gt;

| Name                                | E-Mail address               |
|-------------------------------------|------------------------------|
| AKIBA Yutaka (Professor)            | akibayuh[at]omu.ac.jp        |
| UEMURA Takahiro (Professor)         | uemura.takahiro[at]omu.ac.jp |
| KUDO Koji (Associate Professor)     | Koji_Kudo[at]omu.ac.jp       |
| FUKUDA Tamami (Professor)           | tamamif[at]omu.ac.jp         |
| FUJITA Wataru (Associate Professor) | watarufujita[at]omu.ac.jp    |
| MIZUNO Masahiko (Professor)         | mmizuno[at]omu.ac.jp         |
| MIYAWAKI Yukio (Professor)          | yukio[at]omu.ac.jp           |

&lt; Cultural History, Intellectual History &gt;

| Name                                   | E-Mail address            |
|--|---------------------------|
| IKEHIRA Noriko (Associate Professor)   | n.ikehira[at]omu.ac.jp    |
| SAKURAI Toshiro (Professor)            | toshisakurai[at]omu.ac.jp |
| SASAKI Hiromitsu (Associate Professor) | hirosasaki[at]omu.ac.jp   |
| SANTO Isao (Professor)                 | santo[at]omu.ac.jp        |
| SUMITOMO Akifumi (Professor)           | sumitomo[at]omu.ac.jp     |
| MAEGAWA Masayuki (Professor)           | maegawa[at]omu.ac.jp      |

&lt; Human Rights / Minority Studies (Thought, Education, History, Contemporary Society) &gt;

| Name                                   | E-Mail address          |
|--|-------------------------|
| SAKAI Takashi (Professor)              | x21945t[at]omu.ac.jp    |
| NISHIDA Yoshimasa (Professor)          | yo-nishida[at]omu.ac.jp |
| HIROOKA Kiyonobu (Associate Professor) | hirooka[at]omu.ac.jp    |

&lt; Gender Studies / Sexuality Studies &gt;

| Name                                  | E-Mail address        |
|---------------------------------------|-----------------------|
| INUI Junko (Associate Professor)      | inui[at]omu.ac.jp     |
| NAITO Yoko (Associate Professor)      | ynaito[at]omu.ac.jp   |
| HIGASHI Yuko (Professor)              | higashi[at]omu.ac.jp  |
| FURUKUBO Sakura (Associate Professor) | furukubo[at]omu.ac.jp |

## &lt;Pedagogy, Ethics, Philosophy&gt;

| Name                                  | E-Mail address               |
|---------------------------------------|------------------------------|
| II Naohiro (Professor)                | naoii[at]omu.ac.jp           |
| UEGAKI Takahide (Associate Professor) | t-uegaki[at]omu.ac.jp        |
| MORIOKA Jiro (Associate Professor)    | j-moriok[at]omu.ac.jp        |
| YAMAMOTO Yumiko (Associate Professor) | yamamoto.yumiko[at]omu.ac.jp |
| YOSHIDA Atsuhiko (Professor)          | atsu[at]omu.ac.jp            |

**[Department of Social Welfare]**

| Name                                    | E-Mail address                |
|---|-------------------------------|
| ITO Kayoko (Professor)                  | itokayo[at]omu.ac.jp          |
| KISO Yoko (Associate Professor)         | kiso[at]omu.ac.jp             |
| KOJIMA Akiko (Professor)                | akikojima[at]omu.ac.jp        |
| SAGA Yoshiko (Associate Professor)      | y-saga[at]omu.ac.jp           |
| JEON Hong Gyu (Professor)               | francisjeonhg[at]omu.ac.jp    |
| SUMIDA Yoshimi (Professor)              | sumida[at]omu.ac.jp           |
| SEKIKAWA Yoshitaka (Professor)          | sekikawa[at]omu.ac.jp         |
| TAGAKI Masakuni (Professor)             | tagaki[at]omu.ac.jp           |
| HIGASHINE Chiyo (Lecturer)              | higashine[at]omu.ac.jp        |
| MATSUDA Hiroyuki (Associate Professor)  | matsuda[at]omu.ac.jp          |
| MITA Yuko (Associate Professor)         | mita[at]omu.ac.jp             |
| YAMANO Noriko (Professor)               | yamano[at]omu.ac.jp           |
| YOSHITAKE Shinji (Professor)            | shin[at]omu.ac.jp             |
| YOSHIDA Naoya (Associate Professor)     | yoshidanaoya[at]omu.ac.jp     |
| YOSHIHARA Masaaki (Associate Professor) | masaakiyoshihara[at]omu.ac.jp |

**[Department of Clinical Psychology]**

| Name                                  | E-Mail address        |
|---------------------------------------|-----------------------|
| KATAHATA Mayumi (Associate Professor) | katahata[at]omu.ac.jp |
| KAWAHARA Toshihisa (Professor)        | kawahara[at]omu.ac.jp |
| KAWABE Tetsuya (Associate Professor)  | kawabet[at]omu.ac.jp  |
| SOUDA Junji (Professor)               | souda60[at]omu.ac.jp  |
| TAKAHASHI Koji (Associate Professor)  | koji[at]omu.ac.jp     |

**[Department of Human Cognition and Behavior]**

| Name                                 | E-Mail address        |
|--------------------------------------|-----------------------|
| IDE Wataru (Professor)               | ide[at]omu.ac.jp      |
| IWASA Kazunori (Associate Professor) | kaiwasa[at]omu.ac.jp  |
| OKAMOTO Masahiko (Professor)         | mokamoto[at]omu.ac.jp |

| Name                                  | E-Mail address          |
|---------------------------------------|-------------------------|
| KAWANO Naoko (Associate Professor)    | nkawano[at]omu.ac.jp    |
| KAWAMURA Yuta (Associate Professor)   | ykawamura[at]omu.ac.jp  |
| TOBITA Kunihito (Associate Professor) | tobita[at]omu.ac.jp     |
| NOTSU Akira (Professor)               | notsu[at]omu.ac.jp      |
| HATANO Kai (Associate Professor)      | kai.hatano[at]omu.ac.jp |
| MAKIOKA Shogo (Professor)             | makioka[at]omu.ac.jp    |

# Doctoral Program

## Special Selection for International Students: Student Application Guidelines

### [1] Admission Spaces

| Division                    | Department             | Admission Spaces |
|-----------------------------|------------------------|------------------|
| Sustainable System Sciences | Environmental Sciences | A few            |
|                             | Language and Culture   |                  |
|                             | Human Sciences         |                  |
|                             | Social Welfare         |                  |
|                             | Psychology             |                  |

### [2] Applicant Qualifications

Non-Japanese nationals who have or are expected to obtain by the time of enrollment a valid “Student” visa as defined by the Immigration Control and Refugee Recognition Act and meet one of the following criteria.

- (1) Those who received a degree equivalent to a Master’s degree or a professional degree in a foreign country and those who expect to obtain one by September 30, 2022.
- (2) Those who have received a degree equivalent to a bachelor’s degree from a school in a foreign country and completed or expect to complete a master’s course at a graduate school in Japan by September 30, 2022.
- (3) Those who have completed in Japan a course offered by a foreign school through correspondence and have been awarded a degree equivalent to a Master’s degree or a professional degree. This also includes those who expect to obtain one by September 30, 2022.
- (4) Those who have completed the relevant course designated separately by the Minister of Education, Culture, Sports, Science and Technology at an education institution positioned within the school education system of the relevant foreign country as a graduate school that provides graduate courses in that country. This also includes those who have received the equivalent of a Master’s degree or professional degree and those who except to receive one by September 30, 2022.
- (5) Those who completed the program at the United Nations University and received a degree equivalent to a Master’s degree and those who expected to be awarded one by September 30, 2022.
- (6) Those who are recognized as having completed an education course at a foreign school and have passed the equivalent of Qualifying Examination (QE) or expected to pass QE by September 30, 2022, and also those who have an academic ability that is equal to or beyond that of an individual with a Master’s degree.
- (7) A person designated by the Minister of Education, Culture, Sports, Science and Technology (September 1, 1989 Ministry of Education, Science and Culture Notification No. 118)
  - (a) Those who have graduated from a university in Japan, have engaged in research at a university or research institute etc. for more than 2 years, have received a Master’s degree by engaging in research at our Graduate School, have an academic ability that is beyond that of an individual with a Master’s degree.
  - (b) Those who have completed 16 years of school education in a foreign country or have completed courses offered by a foreign school through correspondence in Japan, have engaged in research for over 2 years at a university or research institute, have received a Master’s degree by engaging in research at our Graduate School, have an academic ability that is beyond that of an individual with a Master’s degree.

- (8) Those who are recognized by the Graduate School as having Master's degree or a professional degree from this Graduate School through the qualification screening of applicants and those who have an academic ability equal to or beyond that of an individual with a Master's degree or a professional degree.

**Notes:**

- Applicants who apply under Items (7), (8) must undergo examinations specified in Section 3 of the "Qualification Screening of Applicants".
- Applicants who do not have or will not obtain a "Student" visa, please contact the Admissions Office (gr-nyu-sss@omu.ac.jp) by July 1, 2022, with your name and the department you are applying.

**[3] Qualification Screening of Applicants**

Applicants corresponding to items (7) or (8) under Application Qualifications are requested to submit the following documents prior to applying. **Before submitting the documents, please consult with the faculty member you would like to be supervised by (See P.48).**

Note that screening may not be able to take place if the submission package is incomplete. Please contact the office beforehand if you have any questions.

Applicants who meet the applicant qualifications (1) to (6) are not required to submit the documents for qualification screening.

**[1] Documents to be Submitted**

Please use the form provided by the Graduate School of Sustainable System Sciences. You can download the form from the University website.

1. Application Qualification Screening Record (Please use the form provided by the Graduate School of Sustainable System Sciences.)
2. Research Progress Report (Please use the form provided by the Graduate School of Sustainable System Sciences.)  
Please submit any supporting materials such as papers, research presentations etc.
3. Confirmation of Preliminary Interview (Please use the form provided by the Graduate School of Sustainable System Sciences.)

**Notes:**

- **Submission of documents in languages other than Japanese or English must be accompanied by translations into either English or Japanese.**
- If you are asked to submit additional documents by the graduate school, please follow the instructions promptly.

**[2] Submission Period**

| Acceptance period   | Shipping address (Inquiries)   |
|---|--|
| <p>Tuesday, June 14 – Thursday, June 16, 2022</p> <p><u>Please send by registered mail and before the deadline.</u></p> | <p>OSAKA METROPOLITAN UNIVERSITY<br/>Admissions Office ( Nakamozu Campus )<br/>1-1 Gakuen-cho, Naka-ku, Sakai, Osaka 599-8531, Japan<br/>Tel:072-254-8319</p> <p>Documents must be sent by registered mail and must bear the following on the envelope in red ink: "Documents to apply for admission into the Graduate School of Sustainable System Sciences."</p> |

Submissions may be made in person to the Admissions Office, 3rd floor, Block A3, Nakamozu Campus, within the application period indicated above and only between the hours of 10 a.m. to 5 p.m. Even when dropping off forms in person, please use an envelope and ensure it is sealed.

- Simplified examinations may be conducted as necessary.

- Prospective applicants will be notified of screening results prior to the beginning of the application reception period. Those deemed eligible to apply will be sent a “Certificate of Approval of Application Qualifications.”
- Individuals who undergo Qualification Screening of Applicants and are deemed eligible to apply to the 2022 Fall Term Admissions are exempted from Qualification Screening of Applicants in the second recruitments for the 2023 Spring Term for subsequent applications in the same department only.

## [4] Application Procedure

**Before submitting the documents, please consult with the faculty member you would like to be supervised by (See P.48).**

Please register your application after completing the consultation.

The application procedure will be conducted via the internet.

※ Applicants from outside Japan (overseas) will be provided with separate information on application procedures and should contact the Admissions Office (gr-nyu-sss@omu.ac.jp) by July 1, 2022, with your name and the department you are applying.

### [1] Application Period

| Heading  | Period   |
|--|--|
| Online application registration                  | July 1, 2022, 10:00 – July 14, 2022, 17:00   |
| Submission of documents required for application | Tuesday, July 12 – Thursday, July 14, 2022<br>Postmarked by July 14, 2022 (Note)<br><u>Please send by registered mail.</u> |

Note: For application documents sent from overseas by EMS, the date of arrival in a post office in Japan will be used as the standard date.

Submissions may be made in person to the Admissions Office, 3rd floor, Block A3, Nakamozu Campus, within the application period indicated above (except Saturdays and Sundays) only between the hours of 10 a.m. to 5 p.m. Even when dropping off forms in person, please use an envelope and ensure it is sealed.

### [2] Method of Application

Please follow Steps 1 – 6 below to submit your application.

| Advance Preparations |                                     |   |
|----------------------|-------------------------------------|---|
| Step1                | PC or other Operating Environment   | • Applications can be registered from a PC, smartphone, or other device connected to the internet   |
|                      | Printing Requirements               | • Print the documents that need to be mailed on A4 paper.   |
|                      | Email Settings                      | • A notification email will be sent when you register your application. Ensure that you have added @sak-sak.net to your safelist as an authorized sender so that you can receive emails from this domain.   |
|                      | Documents Necessary for Application | • Please refer to [4]Application Procedure [4] Application Documents and prepare them, so they may be submitted on time.  |
|                      | Envelopes                           | • Please prepare two types of envelopes:<br>① A commercially available rectangle-type No. 2 (24.0cm×33.2cm) for mailing application documents.<br>② A commercially available long-form No. 3 (12.0cm×23.5cm) with stamps worth 404 yen attached for sending the Entrance Examination Card |



| Accessing the Online Application Site |   |
|---------------------------------------|---|
| <b>Step2</b>                          | <ul style="list-style-type: none"> <li>You can find the Online Application Site on the university website during the application registration period.</li> </ul> <p>University Website<br/>URL: <a href="https://www.upc-osaka.ac.jp/new-univ/admissions/g/exam_info/inet-apply.html">https://www.upc-osaka.ac.jp/new-univ/admissions/g/exam_info/inet-apply.html</a></p> |



| Application Registration |  |
|--------------------------|--|
| <b>Step3</b>             | <ul style="list-style-type: none"> <li>Please read the “User's Guide,” “Application Procedures,” and “Q&amp;A” on the Internet Application Site before you register your application.</li> <li>Please verify all your entered information on the final confirmation screen, as you cannot change the input information after the application registration is completed.</li> </ul> |



|       |  |                    |                |             |
|-------|--|--------------------|----------------|-------------|
| Step4 | Payment of Examination Fee   |                    |                |             |
|       | <ul style="list-style-type: none"><li>• Please pay the examination fee (30,000 yen) by any of methods (1)–(4), as per the instructions on the online application site. (See [4]Application Procedure [3] Examination Fee Payment Method)</li><li>• In addition to the examination fee, a handling fee (990 yen) is required.</li></ul> |                    |                |             |
|       | (1)  | (2)                | (3)            | (4)         |
|       | Credit card  | Convenience stores | ATM (Pay-Easy) | Net banking |
|       |  |                    |                |             |



| Printing the Application Confirmation Slip and Address Label |  |
|--|--|
| <b>Step5</b>   | <ul style="list-style-type: none"> <li>Please print it single-sided on A4-size white sheets of paper.</li> <li>Please complete printing within the registration period for the online application. You will not be able to print the application confirmation slip and address label after the registration period.</li> </ul> |



| Sending the Required Documents |   |
|--------------------------------|---|
| <b>Step6</b>                   | <ul style="list-style-type: none"> <li>Please send the application documents by simplified-registered mail (postmark valid). (See [4]Application Procedure [4] Application Documents)</li> <li>If you wish to submit the documents in person, please note the dates and times for submitting the documents.</li> <li>Application documents not submitted within the deadline will not be accepted. (See [4]Application Procedure [1] Application Period)</li> </ul> |

### [3] Examination Fee Payment Method

The fees required for application registration are as follows.

- Admission certification fee ¥30,000
- Handling fee ¥990

There is no examination fee for applicants coming out of Osaka Prefecture University's master's programs or Osaka City University's master's programs, doctoral programs, the Graduate School of Medicine's master's programs, or professional degree programs. Applicants will be notified of the application procedure separately, so please send an email to the Admissions Office (gr-nyu-sss@omu.ac.jp) by July 1, 2022 (Friday) including your name and the department to which you wish to apply.

Payment may be made through any of the following payment methods available. For detailed information on payment methods, please check the screen for the payment method selected on the “Select Payment Method” page of the online application site.

| Payment Method         | Handling Agency  |
|------------------------|--|
| (1) Credit card        | VISA, MasterCard, JCB, AMERICAN EXPRESS, Diners Club<br>Note: Only lump-sum payments are accepted.   |
| (2) Convenience stores | 7-Eleven, Lawson, Ministop, FamilyMart, Daily Yamazaki, Yamazaki Daily Store, Seicomart<br>Note: Only cash payments are accepted.  |
| (3) ATM (Pay-Easy)     | You can pay at ATMs in financial institutions that have the Pay-easy mark.   |
| (4) Net banking        | You can use the banking services of more than 1,000 banks across Japan, including major megabanks that support Pay-easy.<br>※To avail yourself of this method, you need to have signed up for net banking. |

## [4] Application Documents

After registering your application and paying the examination fee, please submit all the following documents within the submission period. Please download the designated form from the university website.

Ensure that you use a commercially available rectangle-type No.2 envelope (24cm x 33.2cm) with the following address label attached.

※Applicants who have undergone “3. Qualification Screening of Applicants” may omit documents that are duplicated in the Qualification Screening.

| Application Documents, etc. |   | Preparation Method, etc.  |
|-----------------------------|---|---|
| 1                           | Application Confirmation Form<br>(for submission to the university) | <ul style="list-style-type: none"> <li>After registering your online application and paying the examination fee, please print the application form on A4-sized paper from the online application site.</li> </ul>   |
| 2                           | Address Label   | <ul style="list-style-type: none"> <li>After registering your online application and paying the examination fee, please print it on a piece of A4 paper from the online application site and paste it on the commercial rectangular No.2 envelope (24cm×33.2cm).</li> </ul>   |
| 3                           | Application for Admission   | <ul style="list-style-type: none"> <li>Use the form provided by the Graduate School of Sustainable System Sciences.</li> <li>Paste the Photo (4cm×3cm) taken within 3 months.</li> <li>Fill in the Curriculum Vitae.</li> </ul>   |
| 4                           | Entrance Examination Card   | <ul style="list-style-type: none"> <li>Use the form provided by the Graduate School of Sustainable System Sciences.</li> </ul>  |
| 5                           | Photo Card  | <ul style="list-style-type: none"> <li>Use the form provided by the Graduate School of Sustainable System Sciences.</li> <li>Paste the Photo (4cm×3cm) taken within 3 months.</li> </ul>  |
| 6                           | Research Plan   | Psychology<br>Environmental Sciences <ul style="list-style-type: none"> <li>Please use the form provided by the Graduate School of Sustainable System Sciences.</li> <li>Please describe what you have learned about research areas that you wish to pursue, as well as the research topics and methodologies you plan to implement after admission.</li> </ul>   |
|                             |   | Social Welfare<br>Human Sciences<br>Language and Culture <ul style="list-style-type: none"> <li>Please use the form provided by the Graduate School of Sustainable System Sciences.</li> <li>Please describe in Japanese what you have learned about research areas that you wish to pursue, as well as the research topics and methodologies you plan to implement after admission, using approximately 3,000 characters.</li> </ul> |

|    |  |  |   |
|----|--|--|---|
| 7  | Master's Thesis related to your desired field (Including theses to be submitted) or Equivalent academic papers or materials such as research presentations | Psychology<br>Social Welfare<br>Environmental Sciences | <ul style="list-style-type: none"> <li>• Please provide six (6) copies each of the thesis and a 1,200 character abstract in Japanese (or 300 words in English), with the title and name clearly marked.</li> <li>• In lieu of the Master's thesis, applicants may submit academic papers or research publications as an equivalent. In this case, as well, submit 6 copies (each) of the publication and abstract. If you have additional materials, such as papers or research presentations other than these, you may attach them.</li> <li>• For papers written in languages other than Japanese or English, <u>you must attach a translation into either English or Japanese.</u></li> </ul> <p>* Please also note that the submitted copies of the Master's Thesis, etc. will not be returned.</p> |
|    |  | Language and Culture                                   | <ul style="list-style-type: none"> <li>• Please provide six (6) copies each of the thesis and a 1,200 character abstract in Japanese (or 300 words in English), with the title and name clearly marked.</li> <li>• In lieu of the Master's thesis, applicants may submit an equivalent previously published academic paper. In this case, as well, submit 6 copies (each) of the publication and abstract. If you have additional materials, such as papers or research presentations other than these, you may attach them.</li> <li>• For papers written in languages other than Japanese or English, <u>you must attach a translation into either English or Japanese.</u></li> </ul> <p>* Please also note that the submitted copies of the Master's Thesis, etc. will not be returned.</p>         |
|    |  | Human Sciences   | <ul style="list-style-type: none"> <li>• Please provide six (6) copies each of the thesis and a 1,200 character abstract in Japanese (or 300 words in English), with the title and name clearly marked.</li> <li>• In lieu of the Master's thesis, applicants may submit an equivalent academic paper. In this case, as well, submit 6 copies (each) of the publication and abstract. If you have additional materials, such as papers or research presentations other than these, you may attach them.</li> <li>• For papers written in languages other than Japanese or English, <u>you must attach a translation into either English or Japanese.</u></li> </ul> <p>* Please also note that the submitted copies of the Master's Thesis, etc. will not be returned.</p>                              |
| 8  | Graduation (Completion) Certificate or Document Certifying the Expectation Thereof<br><br>(Proof of Application Qualifications)                            |  | <ul style="list-style-type: none"> <li>• Issued by the President, dean, or other academic official at your alma mater university (original copy).</li> <li>• For individuals who fall under Application Qualifications (3) this will be a Degree Certificate or a document attesting the expectation that such will be granted.</li> <li>• In case Graduation Certificates and Proof of Degree Certificates were issued separately, please submit both (original copies).</li> </ul>  |
| 9  | Academic Transcript  |  | <ul style="list-style-type: none"> <li>• Issued by the President, dean, or other academic official at your alma mater university (original copy).</li> <li>• Applicants from a technical college are asked to submit transcripts for both the regular course and their major.</li> <li>• In case that you were admitted by transfer, please also submit transcripts from the school at which you were enrolled prior to transferring.</li> </ul>  |
| 10 | Copy of the Residence Card (Both Sides)  |  | <ul style="list-style-type: none"> <li>• Copies of both sides of the residence card</li> <li>• Overseas residents are asked to submit a copy of their passport (page with face photo).</li> </ul>   |
| 11 | Confirmation of Preliminary Interview  |  | <ul style="list-style-type: none"> <li>• The Confirmation of Preliminary Interview signed by (or impressed with the seal of) the faculty member in your desired field. Please use the form provided by the Graduate School of Sustainable System Sciences.</li> </ul>   |
| 12 | Envelopes for sending Entrance Examination Card (Applicable only for applicants residing in Japan)   |  | <ul style="list-style-type: none"> <li>• Please write your name, address, and postal code on a commercial long-form No.3 envelope (12cm×23.5cm) and attach a stamp worth 404 yen.</li> </ul> <p>Note: Even if the application documents have been submitted directly to the Admissions Office, including the envelope for sending the Entrance Examination Card.</p>  |

|    |  |  |
|----|--|--|
| 13 | Certificate of Approval of Application Qualifications<br><b>(For those whose Application Qualifications have been approved by Qualification Screening of Applicants)</b> | Please refer to “3. Qualification Screening of Applicants” |
|----|--|--|

**Notes:**

- Changes to your application will not be accepted once it has been submitted.
- Original copies of certificates are required for application. Copies will not be accepted.

If you are unable to submit the original copy of any of the Application Documents certifying your Application Qualifications, you must present the originals of materials. Originals will be returned to you after they are checked. Please note that in the case of applications by mail, applicants are asked to write the name of the original they wish to be returned and to include a return envelope printed with your name and address together with sufficient postage for registered mail (or express registered mail).

- **Application documents in languages other than Japanese or English must be accompanied by translations into either English or Japanese.**
- If your name is different from the name that appears on your Graduation Certificate or Transcripts, etc. please submit a document certifying that fact (official family register, etc.).
- Submitted application materials will not be returned.

[5] Notes for Applications

- (1) Please complete all the procedures within [4]Application Procedure [1] Application Period registering applications, payment of examination fees, and mailing of application documents (by registered mail or brought in manually within the submission period). Please note that the application procedure is not completed merely by online registration and paying the examination fee.
- (2) Input of Applicant Information  
Please enter an address where you can receive mail when sending the Entrance Examination Card. If your address has changed since the announcement of successful applicants, please contact the Admissions Office (Tel:072-254-8319) or submit a change of residence notification to the post office.
- (3) You cannot change the details in the application once registration has been completed. If you notice a mistake before paying the examination fee, please do not pay the fee, and begin registration again from the beginning. Additionally, you are not permitted to cancel an application once it has been accepted.
- (4) The “Application Receipt Number” listed on the application confirmation slip is not the examination number.
- (5) We cannot accept incomplete Applications for Admission. When registering the application, please ensure you include a contact number and email address where you can be reached, as we may contact you if the application is incomplete.
- (6) Once paid, the examination fee shall not be refunded except for the following reasons.
  - Grounds for refund:
    - If you paid the examination fee but did not apply,
    - If the application documents are incomplete or otherwise unacceptable,
    - In case of duplicate payment of examination fee.

Note: Please contact the Admissions Office within one month of the application deadline for information on obtaining a refund.

[6] Sending the Entrance Examination Card

Applicants who have completed the application process will be sent an “Entrance Examination Card” and “Examination Notes” by registered mail on July 26. If you have not received it by July 29, please contact the Admissions Office. (gr-nyu-sss@omu.ac.jp)

[7] Considerations for Examination

Persons with disabilities or in another situation that requires consideration for the examination, please contact the Admissions Office as soon as possible before submitting your application.

(Tel:072-254-8319, E-mail:gr-nyu-ask3@omu.ac.jp )

**[5] Examination Schedule**

| Department             | Examination Schedule       |
|------------------------|----------------------------|
| Environmental Sciences | Wednesday, August 31, 2022 |
| Language and Culture   |                            |
| Human Sciences         |                            |
| Social Welfare         |                            |
| Psychology             |                            |

**Spare Date**

In case unexpected circumstances such as natural disasters, the above examination is postponed on the day shown below.

| Department             | Examination Schedule        |
|------------------------|-----------------------------|
| Environmental Sciences | Thursday, September 1, 2022 |
| Language and Culture   |                             |
| Human Sciences         |                             |
| Social Welfare         |                             |
| Psychology             |                             |

\* If an entrance examination cannot be held as planned due to natural disasters or other unavoidable reasons, we will post “an emergency notification” on our website. [<https://www.osakafu-u.ac.jp/>]

**[6] Applicant Selection Method**

- (1) Selection of applicants will be based on a comprehensive review of Academic Examination, Oral Examination, as well as other submitted documents such as the Research Plan and Master's Thesis.
- (2) Examinations will take place at Osaka Metropolitan University, Nakamozu Campus. Applicants will be notified about the details on the arrival time and location when the Entrance Examination Cards are issued.
- (3) Oral Examinations may be carried out by web meeting systems.
- (4) Examination subjects and schedules are as follows:

| Department             | Wednesday, August 31, 2022   |   |
|------------------------|--|---|
|                        | 10:00~11:20  | Oral Examination  |
|                        | Specialized Subject  |   |
| Environmental Sciences |  | The start time 【10:00~】<br>Applicants will be asked about their Master's Thesis and Research Plan.<br>(Conducted in Japanese or English)  |
| Language and Culture   |  | The start time 【10:00~】<br>Applicants will be asked about their Master's Thesis and Research Plan.<br>(Conducted in Japanese)   |
| Human Sciences         | A written examination relating to the desired area of research.<br>(Answers are required in Japanese)  | The start time 【14:00~】<br>Applicants will be asked about their Master's Thesis and Research Plan.<br>(Conducted in Japanese)   |
| Social Welfare         | A written examination on Social Welfare.*<br>(Answers are required in Japanese. The examination includes English texts on Social Welfare, and you are required to answer questions about the texts.) | The start time 【14:00~】<br>Applicants will be asked about their Master's Thesis and Research Plan.<br>(Conducted in Japanese)   |
| Psychology             | A written examination relating to the desired area of research. (Answers are required in Japanese. Including questions in either Japanese or English)  | The start time 【14:00~】<br>Applicants will be asked about their Master's Thesis and Research Plan.<br>(Conducted in Japanese)<br>*Start times will vary by area of research. You will be informed of your starting time on the day. |


\*The start time of the oral examination for Environmental Sciences may change. Applicants will only be notified if there is a change.

#### Notes:

\*Only one English dictionary (excluding electronic dictionaries) is allowed in the examination only in subjects of Social Welfare. If you need one, please bring your own.

## [7] Announcement of Successful Applicants

### [1] Announcement of successful applicants

| Date and time of announcement       | Place of publication  |
|-------------------------------------|---|
| Tuesday, September 6, 2022 at 10:00 | <a href="https://www.upc-osaka.ac.jp/new-univ/admissions/g/exam_info/pass.html">https://www.upc-osaka.ac.jp/new-univ/admissions/g/exam_info/pass.html</a>  |

Successful applicants will be notified directly. The examination numbers of successful applicants will also be posted on the university website, from 10:00 on the day of the announcement to 17:00 on the seventh day from the announcement. Please note that the university will not respond to any inquiries regarding the results by telephone or other means.

### [2] Letter of Acceptance and Enrollment Procedure Documents

Successful applicants will receive the letter of acceptance along with the enrollment procedure documents via registered mail.

## **[8] Enrollment Procedures**

### **[1] Date of Enrollment**

September 24, 2022

\* However, the date of enrollment for individuals who earn application qualifications between September 24 and September 30, 2022 will be Saturday, October 1, 2022.

### **[2] Enrollment Procedures**

Tuesday, September 6 – Friday, September 16, 2022 Must arrive no later than this date.

If the documents arrive after Friday, September 16, they must be postmarked by Wednesday, September 14(\*)

The application must arrive by mail within this period.

(\*) Only in the case of simplified-registration express mail postmarked at a post office in Japan. For application documents sent from overseas by EMS or other methods, the date of arrival in a post office in Japan will be used as the date for consideration.

Submissions may be made in person to the Admissions Office, 3rd floor, Block A3, Nakamozu Campus, within the application period indicated above (except Saturdays and Sundays) only between the hours of 10 a.m. to 5 p.m.

Successful applicants will be notified of the details of the procedure.

Applicants who do not complete the Enrollment Procedures will be treated as having declined admission.

## **[9] School fees (Enrollment Fee and Tuition Fee)**

The current schedule is as follows, all of which are subject to revision.

[1] Enrollment Fee: Osaka residents and their children: 282,000 yen; Others: 382,000 yen

“Osaka residents and their children” shall apply to the following persons who have completed the prescribed procedures and have been approved.

Eligibility: Either the applicant or his/her parents who appear on the same family registry as the applicant must present a certificate of residence in Osaka Prefecture for at least one year prior to the date of admission (on or before September 24, 2021 for admission in September or October 2022). The same requirement applies to applicants who do not have Japanese citizenship.

\*Those who qualify for admission between September 24 and September 30, 2022, must have a certificate of residence in Osaka Prefecture continuously starting from a date that is before October 1, 2021. The same requirement applies to those who do not have Japanese citizenship.

- There is no enrollment fee for applicants coming out of Osaka Prefecture University’s master’s programs or Osaka City University’s master’s programs, doctoral programs, the Graduate School of Medicine’s master’s programs, or professional degree programs.
- The enrollment fee must be paid by the time of the Enrollment Procedures using the designated bank transfer form.
- Payment of the enrollment fee is not sufficient to complete the Enrollment Procedures, and the enrollment fee must be paid before the Enrollment Procedures can be completed.
- After completing the enrollment procedures, the enrollment fee is not refundable even if the applicant declines admission.
- The university does not allow for deferrals of the entrance fee payment.

[2] Tuition fee [Annual amount] 535,800 yen

- Tuition is to be paid semi-annually in the amount equivalent to half of the annual tuition fee by direct debit from the bank account you register.
- The tuition fee will be debited from your bank account on May 27 for the first semester and October 27 for the second semester. If the debit date falls on a holiday of a financial institution, the debit date will be the next business day.

- For students who have applied for tuition reduction and exemption or are long-term study students, the amount of tuition fee and the date of withdrawal for the relevant year may differ from the above.

## **[10] Regarding the Long-Term Study System**

### **[1] Purpose**

This system is intended for students for whom it will be difficult to complete a curriculum with a standard term of study (3 years for doctoral program) owing to various circumstances such as holding down a job, and makes it possible for them to obtain a degree by taking longer than the standard term to study in a planned fashion and complete the course.

### **[2] Applicant qualification**

Individuals who meet any of the following conditions may submit the prescribed documents by the designated deadline to apply for long-term study.

- 1) Applicants who have a job (full-time and part-time employees as well as anyone else who earns their livelihood primarily by income generated thereby) and anticipate difficulties in completing their studies within the standard term.
- 2) Applicants who anticipate difficulties in completing their studies within the standard term owing to children, caregiving, or other responsibilities.
- 3) Applicants with other circumstances beyond their control who anticipate difficulties in completing their studies within the standard term.

### **[3] Term of study**

This System allows students to complete a doctoral program in a period longer than usual. Doctoral program: The period can be extended from 3 years to 4, 5 or 6 years.

After being accepted for long-term study, should that reason is resolved, the student can shorten their study period by submitting the “Application for Shortening the Period of Long-Term Study.”

### **[4] Tuition fees under the long-term study system (annual amount)**

The fee shall be the figure obtained by multiplying the regular annual tuition fee by the number of years corresponding to the standard term of study, and dividing that by the number of years granted for long-term study. Additionally, if a reduction in the period of long-term study has been granted, the student must make up the difference from the original tuition fee. (Should tuition fees be revised while the student is enrolled at the university, the new tuition fees shall apply to enrolled students as well.)

### **[5] Submission deadline for long-term study requests**

The deadline for pre-admission applicants is when you submit your application for admission. Please consult with the faculty member by whom you wish to be advised before submitting the application. Although applications submitted after enrollment are accepted, the period of long-term study is limited to one year and cannot be started in the middle of the academic year. If you wish to apply for a long-term study after your enrollment, please consult with your academic advisor and apply by the end of January of the year you will start your long-term study if you are enrolled in the spring, or by the end of July of the year you will start your long-term study if you are enrolled in the fall. Permission for long-term study will be granted by the President after discussion by the faculty of the Graduate School.

### **[6] Permission for long-term study**

Applicants who submitted the request will be contacted after a decision has been made.

### **[7] Please direct all inquiries and submissions regarding long-term study to the Education Affairs Division at the Osaka Metropolitan University, Nakamozu Campus (E-mail:gr-kyik-sss-gs@omu.ac.jp).**

**Note:** Applicants who wish to apply for long-term study should consult beforehand with their prospective supervising faculty member.

## [11] Other

### [1] Handling for the Protection of Personal Information

- (1) The names, addresses, and other personal information submitted at the time of application will be used solely to conduct the admission process, prepare for admission, prepare statistical materials, and provide information on individual results. However, we may use applicants' examination results in connection with the educational purposes and student life at this university.
- (2) In the event that the university outsources the computerized processing of personal information to a third party in order to carry out the operations of the university, a contract will be made with the third party stating that information will be protected and handled in accordance with the Act on the Protection of Personal Information and the Osaka Prefecture Personal Information Protection Ordinance.

### [2] Providing Information on Individual Results

Information on individual results will be provided as follows.

#### (1) Period

November 1, 2022, 10:00 – November 30, 2022, 17:00

#### (2) Eligible Persons

Only the examinees themselves.

#### (3) Method of Request

Access the following URL and follow the on-screen instructions to enter the required information.

[https://www.upc-osaka.ac.jp/new-univ/admissions/g/exam\\_info/score.html](https://www.upc-osaka.ac.jp/new-univ/admissions/g/exam_info/score.html)

- A. If you wish to receive information on your individual result, please make sure to register your four-digit score disclosure PIN at the time of application. This can only be created during application registration. The PIN will be printed on the application confirmation slip (your copy), but please handle it with care.
- B. For the password for result disclosure, please enter your score disclosure PIN registered at the time of application, followed by your examination number.  
For example, if your score disclosure PIN registered during application is “1230,” and your examination number is “987654,” the password will be “1230987654.”
- C. You will need to enter your date of birth for identification.

### [3] The second semester starts from September 24, 2022 and the classes are open for those admitted in October 1, 2022.

### [4] In the event that the entrance examination cannot be conducted as planned due to a natural disaster, etc., an “Emergency Notice” will be published on the university's website, so be sure to check it.

<https://www.upc-osaka.ac.jp/new-univ/admissions/g/news/>

### [5] If an applicant is found to have made a false statement in the Application for Admission or has committed unfair practices during the examination, the university may revoke their acceptance even after the applicant has been admitted.

### [6] Omu (Osaka Metropolitan University) stipulates the regulations for security export control in accordance with the Foreign Exchange and Foreign Trade Act, and strictly reviews all items and technologies to be exported from the university. If you have conflict of interest with any regulations set by Omu, you may not be eligible for education and research of Omu.

## [12] Inquiries

For additional information and clarifications, please contact the Admissions Office at the following address:

Osaka Metropolitan University, Nakamozu Campus

1-1, Gakuen-cho, Naka-ku, Sakai, Osaka, 599-8531, Japan

Tel:072-254-8319

# Overview of the Sustainable System Sciences Doctoral Program

## Graduate School of Sustainable System Sciences

Our graduate school fosters researchers and specialists, providing them with a bird's-eye view of contemporary society. Students are encouraged to deepen their own research specialization, and work to address the issues of sustainability in cooperation with other fields. The graduate school is dedicated to creating interdisciplinary research and education opportunities.

## [Department of Environmental Sciences]

We conduct education and research to unravel the multilayered connections between people and nature that extend to the local, national, and international levels, and to acquire the ability to solve these problems by utilizing not only technology, but also knowledge of the social sciences, such as law and economics. In the master's program, students are expected to contribute to the construction of a sustainable society through their commitment to adopting an ethical approach and by using their specialized knowledge and skills.

### ▶▶▶ Faculty Members in Charge of the Doctoral Program (as of April 2022)

| Name                                 | Research Area             | Research Summary  |
|--------------------------------------|---------------------------|---|
| IKUTA Eisuke<br>(Professor)          | Urban Disaster Management | Housing damage caused by earthquake／Human casualties due to disasters／Community-based disaster management／Evacuation behavior／Disaster education  |
| ITOH Yasuto<br>(Professor)           | Geology                   | Research of the tectonic processes on convergent plate margins／Assessment of active faults based on geophysical methods／Paleoenvironmental analyses related to mass extinction events／Stratigraphy of Neogene systems   |
| ENDO Takahiro<br>(Professor)         | Environmental Policy      | Analysis on institutional solutions against water issues such as flood, water shortage and water pollution  |
| OTSUKA Koji<br>(Professor)           | Marine Environment        | Restoration of coastal environment／Enhancement of material circulation using marine biomass／Multiple utilization of deep ocean water／Inclusive impact evaluation using economy-ecology conversion factor  |
| OHYAMA Katsumi<br>(Professor)        | Plant Production Science  | Energy and mass balance analyses in plant production systems including plant factories (vertical farms)／Improvement of productivity in plant production systems／Development of environmental measurement and control systems／Responses of plants to environmental factors |
| OKITSU Kenji<br>(Professor)          | Environmental Chemistry   | Development of water treatment technology using physicochemical techniques／Study on synthesis and application of functional nanomaterials／Development of sonochemical reactions and sonoprocesses   |
| KURODA Kana<br>(Associate Professor) | Marine Environment        | Sustainable material cycle system between land and sea: Utilization of marine biomass／Evaluation method using exergy／Environmental awareness／Sustainable fishery and fish-eating  |
| SHIMOMURA Yasuhiko*<br>(Professor)   | Environmental Planning    | Landscape planning and design in urban and surrounding area／Green space planning based on the nature and culture, social condition／Ecological landscape planning  |

| Name  | Research Area   | Research Summary  |
|---|---|---|
| TAKENAKA Norimichi<br>(Professor)           | Environmental Chemistry,<br>Multi-Phase Chemistry       | Multi-phase chemistry／Study on behavior of nitrogen compounds in the environment／Developments of new analytical methods, reactions and measurements for trace amounts of substances／Investigation of environmental effects of biodiesel fuel utilization                        |
| CHIBA Tomoyo<br>(Associate Professor)       | Environmental Policy and Governance                     | Legal and policy frameworks and governance for managing marine litter in Japanese remote islands／Groundwater policy and governance／Consensus building for the resolution of environmental problems  |
| TEMBATA Kaori<br>(Associate Professor)      | Environmental Economics                                 | Climate change adaptation／Socioeconomic impact of natural disasters／Empirical study on environmental issues and policy／Impact of economic instruments in environmental policy   |
| NAKAYAMA Yuichiro<br>(Professor)            | Weed Science,<br>Environmental Biology                  | Ecology and evolution of weedy plants／Measures against invasive alien plants in alpine ecosystems／Conservation of endangered plants and vegetation management in urban rivers and green spaces  |
| HANAMURA Chikahiro<br>(Associate Professor) | Transscape Theory<br>Life Symbolology<br>Design Science | Landscape and Architecture Design／Design for physical and psychological perspectives to environment／Practices for Transform interactions between human and environment by contemporary arts／Studies for the process about shape transformation of natural and social phenomenon |
| HOSHI Hidenobu<br>(Associate Professor)     | Public Health   | Study on human-animal coexistence／Proper management of free-roaming cats／Food safety of game meat／Animal repellents   |
| YOSHIKAWA Takeshi<br>(Associate Professor)  | Industrial Organization                                 | Mixed Oligopoly／Privatization／Advertising／Entry Regulation<br>／Corporate Social Responsibility  |

The faculty staff member marked with \* will retire on March 31,2023.

### [Department of Language and Culture]

Our department conducts multifaceted research on various issues related to languages and cultures. We foster the development of high levels of expertise so that students have the resources to serve as leaders in an information society and active participants within the global community.

#### ▶▶ Faculty Members in Charge of the Master's Program (as of April 2022)

| Name                                    | Research Area                            | Research Summary  |
|---|--|---|
| AOKI Shizuko**<br>(Professor)           | Japanese Heian Literature                | Research into <i>Monogatari</i> and <i>Waka</i> on Heian period and the history of their appreciation and annotation                    |
| OKUMURA Kazuko<br>(Associate Professor) | Japanese linguistics                     | The history of Japanese phonetics with a focus on accent  |
| SOUDA Hiroaki***<br>(Professor)         | American literature                      | Southern American Literature specializing in William Faulkner／Contemporary American Literature  |
| TAKAGI Sachiko<br>(Professor)           | Discourse studies<br>Sociolinguistics    | Research into the mechanisms of transmission and interpretation of meaning／Clarification of hidden messages and ideologies in discourse |
| NISHIO Junji<br>(Professor)             | Japanese linguistics<br>Sociolinguistics | Politeness research／Studies on the social functions of the Japanese language／Studies of Japanese dialects                               |

| Name                                 | Research Area                          | Research Summary   |
|--------------------------------------|--|--|
| NISHIDA Masahiro<br>(Professor)      | Japanese<br>Early Modern<br>Literature | Research into the history of Japanese cursive scripts with a focus on Waka (Japanese traditional poetry)   |
| YAMASAKI Masazumi<br>(Professor)     | Modern Japanese<br>literature          | Research into (1) Dazai Osamu, <Zainichi> literature and other works; (2) the relationship between literature and the state, nation, and capital after the Meiji era |
| YANG Jinsuk<br>(Associate Professor) | Sociolinguistics                       | The relationship between English and social structure / Language Policy  |

The faculty staff member marked with \*\* will retire on March 31,2024.

The faculty staff member marked with \*\*\* will retire on March 31,2025.

### [Department of Human Sciences]

Our department allows students to enroll in theme-oriented course work in order to carry out cross-disciplinary research involving areas such as gender studies, social theory, educational theory, cultural & historical studies, cultural anthropology, and sociology.

#### ▶▶▶ Faculty Members in Charge of the Master's Program (as of April 2022)

| Name                                      | Research Area  | Research Summary  |
|---|--|---|
| SAKAI Takashi<br>(Professor)              | Urban theory,<br>History of social<br>thought                            | Urban society, Urban culture, Urban history / Power, Violence, War, etc.  |
| NISHIDA Yoshimasa<br>(Professor)          | Sociology of Education<br>Social Exclusion                               | Childhood poverty and exclusion within school / Neighborhood effect / Urban poverty   |
| HIROOKA Kiyonobu<br>(Associate Professor) | Cultural History,<br>Minority Studies                                    | Historical studies related in discriminations, racism, and human rights as cultural, economic and political systems in modern and contemporary societies such as Buraku Issue in Japan, Korea and Manchuria under the colonial rule of Japanese Empire, and Japanese Immigrants in America. |
| INUI Junko<br>(Associate Professor)       | Family Sociology<br>Gender Studies                                       | Gender division of labor and its transformation / Social consciousness / Care work (housework, nursing care) / Women's labor / Family transformation / Quantitative analysis  |
| NAITO Yoko<br>(Associate Professor)       | Gender Studies, Politics<br>and Philosophy                               | Feminist thought / Political thought / Ethics of care / Gender history / Studies on female body and subjectivity  |
| HIGASHI Yuko<br>(Professor)               | Sexology / Sexuality<br>and Gender Studies                               | Sexual Health and Sexual Rights / Autonomy and Bodily Integrity / Comprehensive Sexuality Education   |
| II Naohiro**<br>(Professor)               | Children's Right<br>Right to Learn<br>UNESCO Education<br>Social Studies | My research is to build education and law systems as human rights for a sustainable society. / to create new practices of social studies for Sustainable development. / to promote UNESCO ASPnet.   |
| UEGAKI Takahide<br>(Associate Professor)  | Environmental<br>Philosophy,<br>Contemporary Human<br>Studies            | Theory of environment / Theory of sustainability / Theory of human ontology / Philosophy of trust   |
| MORIOKA Jiro<br>(Associate Professor)     | Philosophy of<br>Education<br>History of Educational<br>Thought          | Studies on the concept of "others" in education / Studies on discourse and practice in education and welfare  |

| Name                                    | Research Area                                      | Research Summary   |
|---|--|--|
| YOSHIDA Atsuhiko***<br>(Professor)      | Philosophy of Education, Educational Theory        | Martin Buber's philosophy of dialogue and education／Holistic approaches in Education／Alternative Education   |
| IKEHIRA Noriko<br>(Associate Professor) | Chinese Intellectual history                       | Interactions between the Three Teachings(Confucianism, Buddhism and Daoism) from the Six Dynasties to the Sui Tang Periods／Interactions between the Chinese Buddhist Apocrypha and the Daoist Cannon   |
| SANTO Isao<br>(Professor)               | Japanese Linguistics／Japanese Intellectual History | Sinological, national, and western thoughts of languages in early modern Japan／Studies on national languages in modern Japan／Studies on Japanese as the immigrant language   |
| SUMITOMO Akifumi<br>(Professor)         | Japanese modern history                            | 'Taisho Democracy'／Discourses on <i>Kokutai</i> ／History of Japanese nuclear development   |
| AKIBA Yutaka**<br>(Professor)           | Sociology of Religion Comparative Sociology        | Research and Study in Japanese New Religion spreading over Christian Societies   |
| UEMURA Takahiro<br>(Professor)          | Social Systems Theory, History of Sociology        | Theories of Social Systems, Classical and Contemporary Theories of Sociology, Socio-cultural Study on Modernity and Mobility   |
| FUKUDA Tamami<br>(Professor)            | Cultural Geography                                 | Studies on geographies of home, art and geography, sports and urban space／Geographical thoughts  |
| FUJITA Wataru<br>(Associate Professor)  | Environmental Sociology／Anthropology               | Study on socio-political dynamics concerning sustainable natural resource use in Southeast Asia／Impact of industrial crops to local socio-ecological systems／Power relationship of scientific knowledge and local communities' resistance against it   |
| MIZUNO Masahiko<br>(Professor)          | Economic Geography                                 | Economic geography of knowledge, interfirm networks and industrial clusters  |
| MIYAWAKI Yukio**<br>(Professor)         | Environmental Anthropology                         | Studies on transformation of political economy of peripheral states under the influence of globalization, transformation of natural resource utilization, culture and ethnic identity of minority peoples<br>／Studies on agro-pastoralists in Ethiopia |

The faculty staff member marked with \*\* will retire on March 31,2024.

The faculty staff member marked with \*\*\* will retire on March 31,2025.

### [Department of Social Welfare]

Our department offers opportunities to study and conduct research on both theories and methodologies of social welfare, social work, social policies, social systems, and other related areas that affect people's lives and well-being.

#### ▶▶▶ Faculty Members in Charge of the Master's Program (as of April 2022)

| Name                               | Research Area  | Research Summary   |
|------------------------------------|--|--|
| ITO Kayoko<br>(Professor)          | Child and Family Welfare, Social care for children     | International comparison on social care／Social work, care work and residential work in children's care／Support for foster family (fostering)<br>／Support for young people with experience of social care |
| KISO Yoko<br>(Associate Professor) | Early Childhood Care and Education Development Support | Support and childcare for children with disabilities and their families<br>／Training for nursery school teachers and prevention of early turnover of them／Childcare support in the community             |

| Name                                   | Research Area  | Research Summary   |
|--|--|--|
| KOJIMA Akiko<br>(Professor)            | Principles of Social Welfare<br>Philosophy of Social Welfare   | Values and ethics in social work／Philosophical issues in social work／Gender issues in the social welfare field   |
| JEON Hong Gyu<br>(Professor)           | Social Inclusion<br>Social Development                         | Poverty and Exclusion in East Asia, Productivist models of Social Policy／Action Research on Social Development and Social Investment                   |
| SUMIDA Yoshimi***<br>(Professor)       | Medical social work,<br>Social dentistry                       | Social work in health care／Frailty・Oral frailty／Support for people with illness in order to live without losing one's identity                         |
| SEKIKAWA Yoshitaka*<br>(Professor)     | Social Welfare Laws  | Legal issues in social welfare field／Legal reform of social welfare corporation system   |
| TAGAKI Masakuni<br>(Professor)         | Disability research<br>Qualitative methodology                 | Psychosocial issues of people with physical disabilities／Action research on municipal disability policy／Qualitative methodology on disability research |
| YAMANO Noriko<br>(Professor)           | Child and Family Welfare<br>School Social Work                 | Study on school social work, child poverty, and child abuse prevention network   |
| YOSHITAKE Shinji<br>(Professor)        | Health Welfare<br>Health Education<br>Sports Science           | Study on effective health promotion behaviors and training methods   |
| YOSHIDA Naoya<br>(Associate Professor) | Pedagogical anthropology<br>Early Childhood Care and Education | Study on curriculum of early childhood education／Training for nursery school teachers  |

The faculty staff member marked with \* will retire on March 31,2023.

The faculty staff member marked with \*\*\* will retire on March 31,2025.

### [Department of Psychology]

In order to enhance the ability to address the increasingly complex issues of modern society from a psychological perspective, faculty members in the Master's Program in Clinical Psychology and the Program in Human Cognition and Behavior together create the Department of Psychology in the Doctoral Program. The Department of Psychology aims to integrate psychological perspectives on human beings, society, and culture with cutting-edge knowledge in each student's specialized fields, and to cultivate professional skills to deal with the issues of contemporary society. By promoting cross-disciplinary academic interactions with neighboring fields, the Department of Psychology aims to realize research and education based on ideas that are not bound by conventional frameworks, and to cultivate individuals with the ability to carry out research autonomously, who can acquire and integrate a deeper and broader knowledge of psychology.

#### ▶▶▶ Faculty Members in Charge of the Doctoral Program (as of April 2022)

| Name                                    | Research Area                                   | Research Summary   |
|---|---|--|
| IDE Wataru*<br>(Professor)              | Social Psychology,<br>Organizational Psychology | Organizational behavior／Performance appraisal／Work motivation／Social cognition.  |
| IWASA Kazunori<br>(Associate Professor) | Emotion Science,<br>Clinical Psychology         | Function of emotions／Psychophysics of material perception／Psychological assessment／Experimental abnormal psychology／Psychological practice for chronic illness |

| Name                                     | Research Area                                     | Research Summary  |
|--|---|---|
| OKAMOTO Masahiko<br>(Professor)          | Learning Science,<br>Developmental Science        | Cognitive and developmental processes for numbers/<br>Metacognition/Cognitive and metacognitive process in arithmetic<br>word problem solving/Learning support system for mathematics<br>/Development of a system for co-construction of knowledge/<br>Development of gesture |
| KATAHATA Mayumi<br>(Associate Professor) | Clinical Psychology                               | Study on Imagery Experiences and Expression in Play Therapy<br>and Psychotherapy Process/Bodily Senses in Sandplay, Story,<br>Drawing in Psychotherapy  |
| KAWANO Naoko<br>(Associate Professor)    | Geropsychology,<br>Clinical Psychology            | Psychological assessment/Cognition in elderly adults and<br>patients with mental disorders/Characteristics of elderly drivers<br>/Clinical geropsychology for persons with dementia and MCI   |
| KAWAHARA Toshihisa**<br>(Professor)      | Clinical Psychology                               | Study on Images of Dream, Drawing, Sand-Play Emerging in<br>Psychotherapy/Study on Therapeutic Meanings of Body-<br>Complains and Body-Senses in Psychotherapy/Study on<br>Therapeutic Agency through Images and Body   |
| KAWABE Tetsuya<br>(Associate Professor)  | Clinical Psychology                               | Psychological Study on Subjective Experiences (Déjà vu<br>Experiences etc.)/Psychological Effects of the Extreme Physical<br>Environment/Study of Autobiographical Memory and<br>Developmental Disorder   |
| KAWAMURA Yuta<br>(Associate Professor)   | Social Psychology,<br>Evolutionary<br>Psychology  | Reputation/Altruism/Prosocial Behavior/Social Cognition/<br>Empathy   |
| SOUDA Junji<br>(Professor)               | Psychopathology,<br>Clinical Psychology           | Study on Psychopathology of Mental Disorders; Schizophrenia,<br>Depression, Borderline Case etc./Study on Process of Projective<br>Identification in Psychoanalytic Psychotherapy   |
| TAKAHASHI Koji<br>(Associate Professor)  | Clinical Psychology                               | Study on Creativity of Image and Physicality through Process of<br>Psychotherapy/Group Approach through Expressing Images/<br>Psychotherapy in Educational Environment  |
| TOBITA Kunihito<br>(Associate Professor) | Environmental<br>Psychology,<br>Built Environment | Response of human thermoregulation to changes in environmental<br>conditions/Thermal comfort/Prevention of heat related illness   |
| NOTSU Akira<br>(Professor)               | Cognitive Informatics,<br>Soft Computing          | Cognitive model and learning algorithm/Agent-based modeling<br>and simulation/Optimization algorithm  |
| HATANO Kai<br>(Associate Professor)      | Personality Psychology,<br>Adolescents Psychology | Identity/Personality/Motivation/Psychosocial functioning  |
| MAKIOKA Shogo<br>(Professor)             | Cognitive Psychology,<br>Cognitive Science        | Synesthesia/Visual word recognition/Unconscious processing<br>/Memory/Language acquisition/Neural networks  |

The faculty staff member marked with \* will retire on March 31,2023.

The faculty staff member marked with \*\* will retire on March 31,2024.

## List of Doctoral Program Faculty Member's E-mail Addresses

\* Replace [at] with @.

### [Department of Environmental Sciences]

| Name                                     | E-Mail address            |
|--|---------------------------|
| IKUTA Eisuke (Professor)                 | ikuta[at]omu.ac.jp        |
| ITOH Yasuto (Professor)                  | yasuto.ito[at]omu.ac.jp   |
| ENDO Takahiro (Professor)                | endo[at]omu.ac.jp         |
| OTSUKA Koji (Professor)                  | otsuka[at]omu.ac.jp       |
| OHYAMA Katsumi (Professor)               | ohyama[at]omu.ac.jp       |
| OTSUKA Koji (Professor)                  | okitsu[at]omu.ac.jp       |
| KURODA Kana (Associate Professor)        | kuroda.kana[at]omu.ac.jp  |
| SHIMOMURA Yasuhiko (Professor)           | simomura[at]omu.ac.jp     |
| TAKENAKA Norimichi (Professor)           | takenaka-nor[at]omu.ac.jp |
| CHIBA Tomoyo (Associate Professor)       | t.chiba[at]omu.ac.jp      |
| TEMBATA Kaori (Associate Professor)      | tembata[at]omu.ac.jp      |
| NAKAYAMA Yuichiro (Professor)            | uja[at]omu.ac.jp          |
| HANAMURA Chikahiro (Associate Professor) | z21723p[at]omu.ac.jp      |
| HOSHI Hidenobu (Associate Professor)     | hhoshi[at]omu.ac.jp       |
| YOSHIKAWA Takeshi (Associate Professor)  | t.yoshikawa[at]omu.ac.jp  |

### [Department of Language and Culture]

| Name                                 | E-Mail address           |
|--------------------------------------|--------------------------|
| AOKI Shizuko (Professor)             | shiz[at]omu.ac.jp        |
| OKUMURA Kazuko (Associate Professor) | okuk[at]omu.ac.jp        |
| SOUDA Hiroaki (Professor)            | sodahiroaki[at]omu.ac.jp |
| TAKAGI Sachiko (Professor)           | stakagi[at]omu.ac.jp     |
| NISHIO Junji (Professor)             | njunji[at]omu.ac.jp      |
| NISHIDA Masahiro (Professor)         | nymar[at]omu.ac.jp       |
| YAMASAKI Masazumi (Professor)        | yms[at]omu.ac.jp         |
| YANG Jinsuk (Associate Professor)    | yang[at]omu.ac.jp        |

### [Department of Human Sciences]

| Name                                   | E-Mail address          |
|--|-------------------------|
| SAKAI Takashi (Professor)              | x21945t[at]omu.ac.jp    |
| NISHIDA Yoshimasa (Professor)          | yo-nishida[at]omu.ac.jp |
| HIROOKA Kiyonobu (Associate Professor) | hirooka[at]omu.ac.jp    |
| INUI Junko (Associate Professor)       | inui[at]omu.ac.jp       |

| Name                                  | E-Mail address               |
|---------------------------------------|------------------------------|
| NAITO Yoko (Associate Professor)      | ynaito[at]omu.ac.jp          |
| HIGASHI Yuko (Professor)              | higashi[at]omu.ac.jp         |
| II Naohiro (Professor)                | naoii[at]omu.ac.jp           |
| UEGAKI Takahide (Associate Professor) | t-uegaki[at]omu.ac.jp        |
| MORIOKA Jiro (Associate Professor)    | j-moriok[at]omu.ac.jp        |
| YOSHIDA Atsuhiko (Professor)          | atsu[at]omu.ac.jp            |
| IKEHIRA Noriko (Associate Professor)  | n.ikehira[at]omu.ac.jp       |
| SANTO Isao (Professor)                | santo[at]omu.ac.jp           |
| SUMITOMO Akifumi (Professor)          | sumitomo[at]omu.ac.jp        |
| AKIBA Yutaka (Professor)              | akibayuh[at]omu.ac.jp        |
| UEMURA Takahiro (Professor)           | uemura.takahiro[at]omu.ac.jp |
| FUKUDA Tamami (Professor)             | tamamif[at]omu.ac.jp         |
| FUJITA Wataru (Associate Professor)   | watarufujita[at]omu.ac.jp    |
| MIZUNO Masahiko (Professor)           | mmizuno[at]omu.ac.jp         |
| MIYAWAKI Yukio (Professor)            | yukio[at]omu.ac.jp           |

**[Department of Social Welfare]**

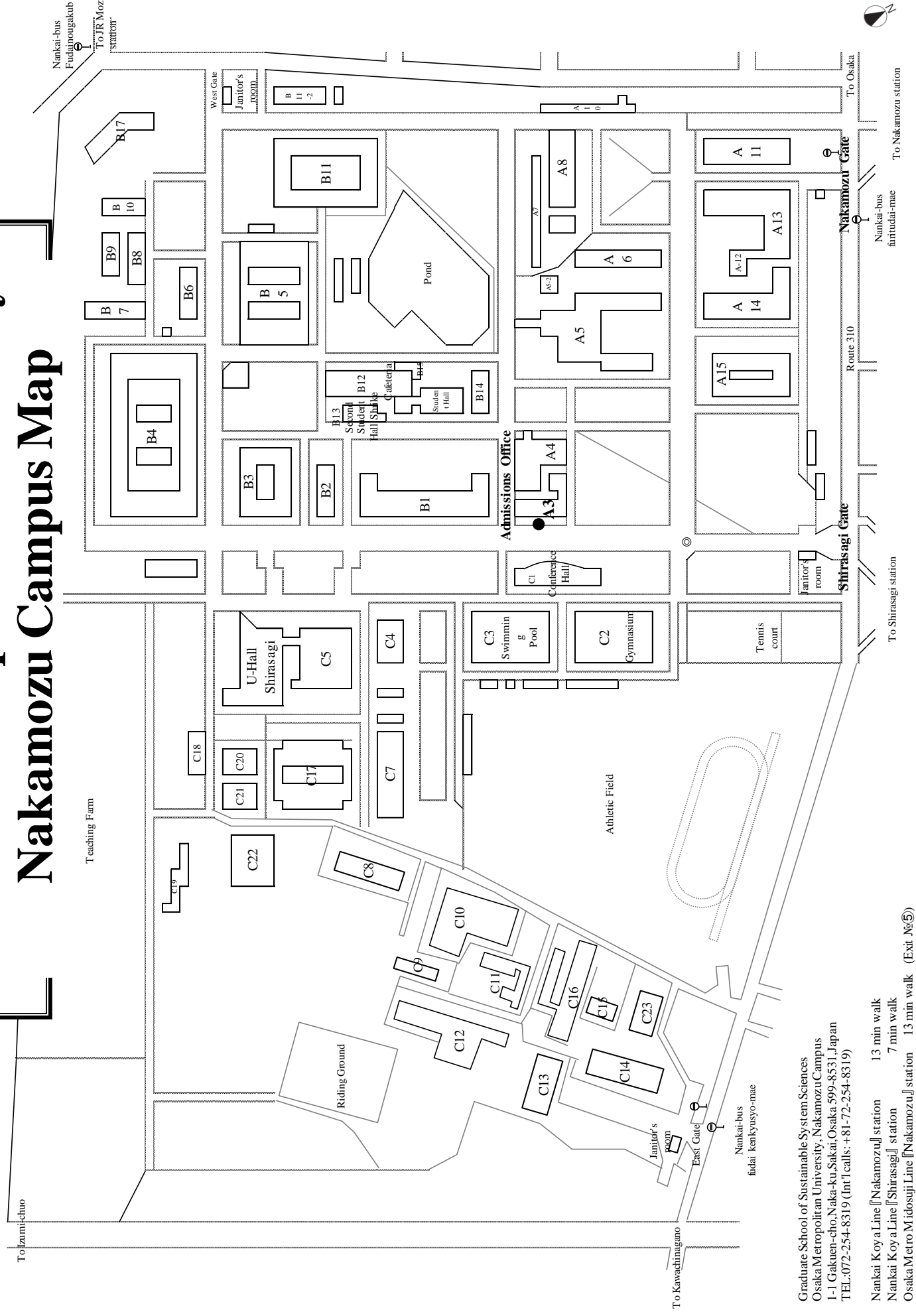
| Name                                | E-Mail address             |
|-------------------------------------|----------------------------|
| ITO Kayoko (Professor)              | itokayo[at]omu.ac.jp       |
| KISO Yoko (Associate Professor)     | kiso[at]omu.ac.jp          |
| KOJIMA Akiko (Professor)            | akikojima[at]omu.ac.jp     |
| JEON Hong Gyu (Professor)           | francisjeonhg[at]omu.ac.jp |
| SUMIDA Yoshimi (Professor)          | sumida[at]omu.ac.jp        |
| SEKIKAWA Yoshitaka (Professor)      | sekikawa[at]omu.ac.jp      |
| TAGAKI Masakuni (Professor)         | tagaki[at]omu.ac.jp        |
| YAMANO Noriko (Professor)           | yamano[at]omu.ac.jp        |
| YOSHITAKE Shinji (Professor)        | shin[at]omu.ac.jp          |
| YOSHIDA Naoya (Associate Professor) | yoshidanaoya[at]omu.ac.jp  |

**[Department of Clinical Psychology]**

| Name                                  | E-Mail address        |
|---------------------------------------|-----------------------|
| IDE Wataru (Professor)                | ide[at]omu.ac.jp      |
| IWASA Kazunori (Associate Professor)  | kaiwasa[at]omu.ac.jp  |
| OKAMOTO Masahiko (Professor)          | mokamoto[at]omu.ac.jp |
| KATAHATA Mayumi (Associate Professor) | katahata[at]omu.ac.jp |
| KAWANO Naoko (Associate Professor)    | nkawano[at]omu.ac.jp  |
| KAWAHARA Toshihisa (Professor)        | kawahara[at]omu.ac.jp |

| Name                                  | E-Mail address          |
|---------------------------------------|-------------------------|
| KAWABE Tetsuya (Associate Professor)  | kawabet[at]omu.ac.jp    |
| KAWAMURA Yuta (Associate Professor)   | ykawamura[at]omu.ac.jp  |
| SOUDA Junji (Professor)               | souda60[at]omu.ac.jp    |
| TAKAHASHI Koji (Associate Professor)  | koji[at]omu.ac.jp       |
| TOBITA Kunihiro (Associate Professor) | tobita[at]omu.ac.jp     |
| NOTSU Akira (Professor)               | notsu[at]omu.ac.jp      |
| HATANO Kai (Associate Professor)      | kai.hatano[at]omu.ac.jp |
| MAKIOKA Shogo (Professor)             | makioka[at]omu.ac.jp    |

# Osaka Metropolitan University Nakamozu Campus Map



Graduate School of Sustainable System Sciences  
Osaka Metropolitan University, Nakamozu Campus  
1-1 Gakuen-cho, Naka-ku, Sakai, Osaka 599-8531, Japan  
TEL: 072-254-8319 (Int'l calls: +81-72-254-8319)

Nankai Koya Line [Nakamozu] station 13 min walk  
Nankai Koya Line [Shirasagi] station 7 min walk  
Osaka Metro Midosuji Line [Nakamozu] station 13 min walk (Exit №5)